

Product Datasheet

SOX4 Antibody - BSA Free

NBP3-27897

Unit Size: 0.1 mg

Store at 4C short term. Aliquot and store at -20C long term. Avoid freeze-thaw cycles.

www.novusbio.com



technical@novusbio.com

Protocols, Publications, Related Products, Reviews, Research Tools and Images at:
www.novusbio.com/NBP3-27897

Updated 10/13/2025 v.20.1

Earn rewards for product
reviews and publications.

Submit a publication at www.novusbio.com/publications

Submit a review at www.novusbio.com/reviews/destination/NBP3-27897



NBP3-27897

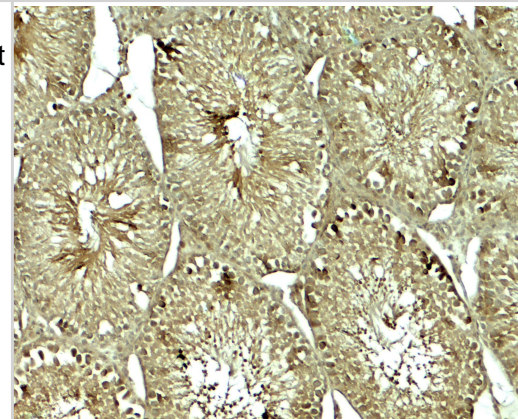
SOX4 Antibody - BSA Free

Product Information	
Unit Size	0.1 mg
Concentration	1 mg/ml
Storage	Store at 4C short term. Aliquot and store at -20C long term. Avoid freeze-thaw cycles.
Clonality	Polyclonal
Preservative	0.02% Sodium Azide
Purity	Peptide affinity purified
Buffer	PBS
Product Description	
Description	Novus Biologicals Rabbit SOX4 Antibody - BSA Free (NBP3-27897) is a polyclonal antibody validated for use in IHC, WB, ELISA and ICC/IF. All Novus Biologicals antibodies are covered by our 100% guarantee.
Host	Rabbit
Gene ID	6659
Gene Symbol	SOX4
Species	Human, Mouse, Rat
Specificity/Sensitivity	SOX4 antibody is human, mouse and rat reactive.
Immunogen	SOX4 antibody was raised against a 16 amino acid peptide near the amino terminus of human SOX4. The immunogen is located within the first 50 amino acids of SOX4.
Product Application Details	
Applications	Western Blot, Immunohistochemistry-Paraffin, ELISA, Immunocytochemistry/Immunofluorescence
Recommended Dilutions	Western Blot 1 - 2 ug/mL, ELISA, Immunocytochemistry/ Immunofluorescence 20 ug/mL, Immunohistochemistry-Paraffin 5 ug/mL

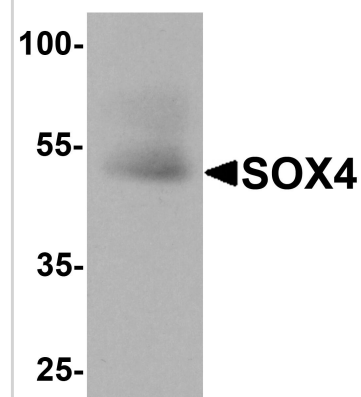


Images

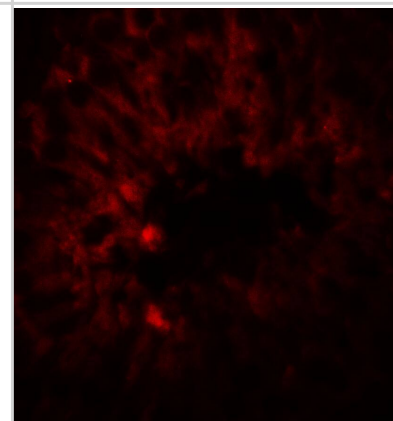
Immunohistochemistry: SOX4 Antibody [NBP3-27897] - Immunohistochemistry of SOX4 in rat testis tissue with SOX4 antibody at 5 u/mL.



Western Blot: SOX4 Antibody [NBP3-27897] - Western blot analysis of SOX4 in human testis tissue lysate with SOX4 antibody at 1 u/ml.



Immunocytochemistry/ Immunofluorescence: SOX4 Antibody [NBP3-27897] - Immunofluorescence of SOX4 in rat testis tissue with SOX4 antibody at 20 u/mL.





Novus Biologicals USA

10730 E. Briarwood Avenue
Centennial, CO 80112
USA
Phone: 303.730.1950
Toll Free: 1.888.506.6887
Fax: 303.730.1966
nb-customerservice@bio-techne.com

Bio-Techne Canada

21 Canmotor Ave
Toronto, ON M8Z 4E6
Canada
Phone: 905.827.6400
Toll Free: 855.668.8722
Fax: 905.827.6402
canada.inquires@bio-techne.com

Bio-Techne Ltd

19 Barton Lane
Abingdon Science Park
Abingdon, OX14 3NB, United Kingdom
Phone: (44) (0) 1235 529449
Free Phone: 0800 37 34 15
Fax: (44) (0) 1235 533420
info.EMEA@bio-techne.com

General Contact Information

www.novusbio.com
Technical Support: nb-technical@bio-techne.com
Orders: nb-customerservice@bio-techne.com
General: novus@novusbio.com

Products Related to NBP3-27897

NBP2-33376H	Blue Marker Antibody (6F4-F6) [HRP]
HAF008	Goat anti-Rabbit IgG Secondary Antibody [HRP]
NB7160	Goat anti-Rabbit IgG (H+L) Secondary Antibody [HRP]
H00006659-Q01-10ug	Recombinant Human SOX4 GST (N-Term) Protein

Limitations

This product is for research use only and is not approved for use in humans or in clinical diagnosis. Primary Antibodies are guaranteed for 1 year from date of receipt.

For more information on our 100% guarantee, please visit www.novusbio.com/guarantee

Earn gift cards/discounts by submitting a review: www.novusbio.com/reviews/submit/NBP3-27897

Earn gift cards/discounts by submitting a publication using this product:
www.novusbio.com/publications

