

Product Datasheet

SAMSN1 Antibody - BSA Free NBP3-27881

Unit Size: 0.1 mg

Store at 4C short term. Aliquot and store at -20C long term. Avoid freeze-thaw cycles.

www.novusbio.com



technical@novusbio.com

Protocols, Publications, Related Products, Reviews, Research Tools and Images at:
www.novusbio.com/NBP3-27881

Updated 9/9/2025 v.20.1

Earn rewards for product
reviews and publications.

Submit a publication at www.novusbio.com/publications

Submit a review at www.novusbio.com/reviews/destination/NBP3-27881



NBP3-27881

SAMSN1 Antibody - BSA Free

Product Information	
Unit Size	0.1 mg
Concentration	1 mg/ml
Storage	Store at 4C short term. Aliquot and store at -20C long term. Avoid freeze-thaw cycles.
Clonality	Polyclonal
Preservative	0.02% Sodium Azide
Purity	Peptide affinity purified
Buffer	PBS

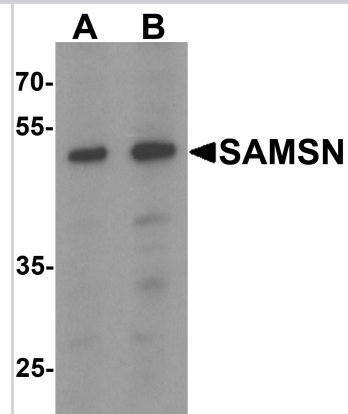
Product Description	
Description	Novus Biologicals Rabbit SAMSN1 Antibody - BSA Free (NBP3-27881) is a polyclonal antibody validated for use in WB, ELISA and ICC/IF. All Novus Biologicals antibodies are covered by our 100% guarantee.
Host	Rabbit
Gene ID	64092
Gene Symbol	SAMSN1
Species	Human
Immunogen	SAMSN1 antibody was raised against an 18 amino acid peptide near the carboxy terminus of human SAMSN. The immunogen is located within the last 50 amino acids of SAMSN.

Product Application Details	
Applications	Western Blot, ELISA, Immunocytochemistry/ Immunofluorescence
Recommended Dilutions	Western Blot 1 - 2 ug/mL, ELISA, Immunocytochemistry/ Immunofluorescence 20 ug/mL

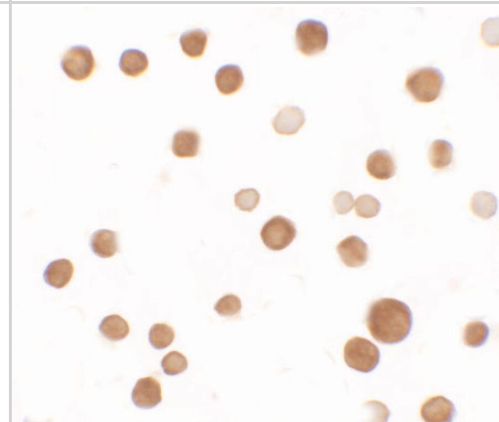


Images

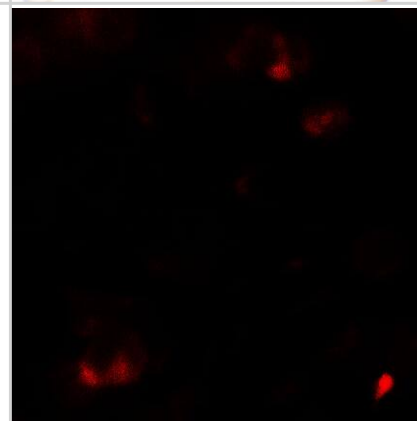
Western Blot: SAMSN1 Antibody [NBP3-27881] - Western blot analysis of SAMSN1 in HeLa cell lysate with SAMSN1 antibody at (A) 0.5 and (B) 1 u/mL.



Immunocytochemistry/ Immunofluorescence: SAMSN1 Antibody [NBP3-27881] - Immunocytochemistry of SAMSN11 in HeLa cells with SAMSN11 antibody at 2.5 u/ml.



Immunocytochemistry/ Immunofluorescence: SAMSN1 Antibody [NBP3-27881] - Immunofluorescence of SAMSN11 in HeLa cells with SAMSN11 antibody at 5 u/ml.





Novus Biologicals USA

10730 E. Briarwood Avenue
Centennial, CO 80112
USA
Phone: 303.730.1950
Toll Free: 1.888.506.6887
Fax: 303.730.1966
nb-customerservice@bio-techne.com

Bio-Techne Canada

21 Canmotor Ave
Toronto, ON M8Z 4E6
Canada
Phone: 905.827.6400
Toll Free: 855.668.8722
Fax: 905.827.6402
canada.inquires@bio-techne.com

Bio-Techne Ltd

19 Barton Lane
Abingdon Science Park
Abingdon, OX14 3NB, United Kingdom
Phone: (44) (0) 1235 529449
Free Phone: 0800 37 34 15
Fax: (44) (0) 1235 533420
info.EMEA@bio-techne.com

General Contact Information

www.novusbio.com
Technical Support: nb-technical@bio-techne.com
Orders: nb-customerservice@bio-techne.com
General: novus@novusbio.com

Products Related to NBP3-27881

NBP2-33376H	Blue Marker Antibody (6F4-F6) [HRP]
HAF008	Goat anti-Rabbit IgG Secondary Antibody [HRP]
NB7160	Goat anti-Rabbit IgG (H+L) Secondary Antibody [HRP]
NBP2-51737-0.05mg	Recombinant Human SAMSN1 His Protein

Limitations

This product is for research use only and is not approved for use in humans or in clinical diagnosis. Primary Antibodies are guaranteed for 1 year from date of receipt.

For more information on our 100% guarantee, please visit www.novusbio.com/guarantee

Earn gift cards/discounts by submitting a review: www.novusbio.com/reviews/submit/NBP3-27881

Earn gift cards/discounts by submitting a publication using this product:
www.novusbio.com/publications

