

Product Datasheet

Caspase-6 Antibody - BSA Free NBP3-27875

Unit Size: 0.1 mg

Store at 4C short term. Aliquot and store at -20C long term. Avoid freeze-thaw cycles.

www.novusbio.com



technical@novusbio.com

Protocols, Publications, Related Products, Reviews, Research Tools and Images at:
www.novusbio.com/NBP3-27875

Updated 9/9/2025 v.20.1

Earn rewards for product
reviews and publications.

Submit a publication at www.novusbio.com/publications

Submit a review at www.novusbio.com/reviews/destination/NBP3-27875



NBP3-27875**Caspase-6 Antibody - BSA Free**

Product Information	
Unit Size	0.1 mg
Concentration	1 mg/ml
Storage	Store at 4C short term. Aliquot and store at -20C long term. Avoid freeze-thaw cycles.
Clonality	Polyclonal
Preservative	0.02% Sodium Azide
Purity	Affinity purified
Buffer	PBS

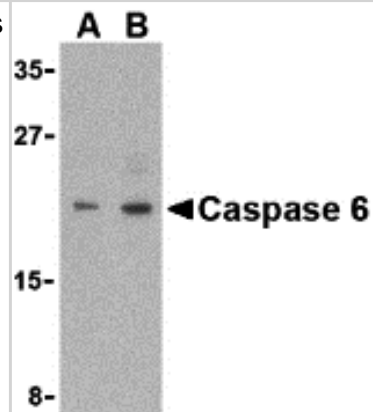
Product Description	
Description	Novus Biologicals Rabbit Caspase-6 Antibody - BSA Free (NBP3-27875) is a polyclonal antibody validated for use in WB, ELISA and ICC/IF. All Novus Biologicals antibodies are covered by our 100% guarantee.
Host	Rabbit
Gene ID	839
Gene Symbol	CASP6
Species	Human
Specificity/Sensitivity	Depending on cell lines or tissues used, either full-length or other cleavage products may be observed.
Immunogen	Caspase-6 antibody was raised against a 15 amino acid synthetic peptide from near the center of human Caspase-6. The immunogen is located within amino acids 160 - 210 of Caspase-6.

Product Application Details	
Applications	Western Blot, ELISA, Immunocytochemistry/ Immunofluorescence
Recommended Dilutions	Western Blot 1 - 2 ug/mL, ELISA, Immunocytochemistry/ Immunofluorescence 10 ug/mL

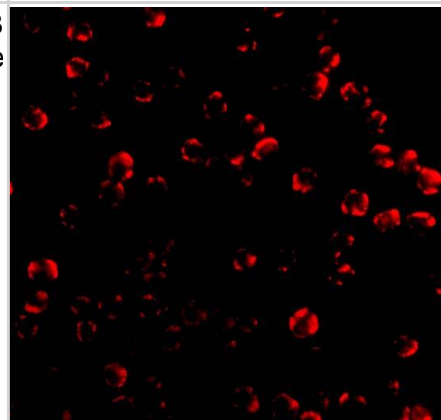


Images

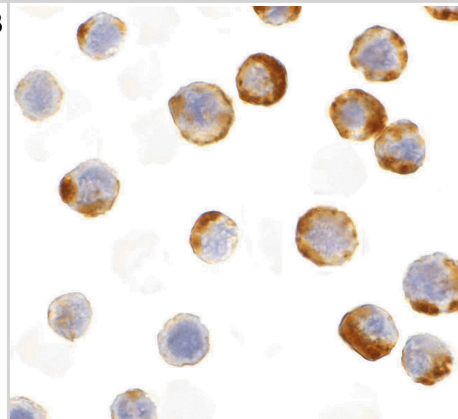
Western Blot: Caspase-6 Antibody [NBP3-27875] - Western blot analysis of Caspase-6 in MCF7 cell lysate with Caspase-6 antibody (IN) at (A) 1 and (B) 2 u/mL.



Immunocytochemistry/ Immunofluorescence: Caspase-6 Antibody [NBP3-27875] - Immunofluorescence of Caspase 6 in MCF7 cells with Caspase 6 antibody at 10 u/mL.



Immunocytochemistry/ Immunofluorescence: Caspase-6 Antibody [NBP3-27875] - Immunocytochemistry of caspase-6 in MCF7 with caspase-6 antibody at 1 u/mL.





Novus Biologicals USA

10730 E. Briarwood Avenue
Centennial, CO 80112
USA
Phone: 303.730.1950
Toll Free: 1.888.506.6887
Fax: 303.730.1966
nb-customerservice@bio-techne.com

Bio-Techne Canada

21 Canmotor Ave
Toronto, ON M8Z 4E6
Canada
Phone: 905.827.6400
Toll Free: 855.668.8722
Fax: 905.827.6402
canada.inquires@bio-techne.com

Bio-Techne Ltd

19 Barton Lane
Abingdon Science Park
Abingdon, OX14 3NB, United Kingdom
Phone: (44) (0) 1235 529449
Free Phone: 0800 37 34 15
Fax: (44) (0) 1235 533420
info.EMEA@bio-techne.com

General Contact Information

www.novusbio.com
Technical Support: nb-technical@bio-techne.com
Orders: nb-customerservice@bio-techne.com
General: novus@novusbio.com

Products Related to NBP3-27875

NBP2-33376H	Blue Marker Antibody (6F4-F6) [HRP]
HAF008	Goat anti-Rabbit IgG Secondary Antibody [HRP]
NB7160	Goat anti-Rabbit IgG (H+L) Secondary Antibody [HRP]
NBP1-87684PEP	Caspase-6 Recombinant Protein Antigen

Limitations

This product is for research use only and is not approved for use in humans or in clinical diagnosis. Primary Antibodies are guaranteed for 1 year from date of receipt.

For more information on our 100% guarantee, please visit www.novusbio.com/guarantee

Earn gift cards/discounts by submitting a review: www.novusbio.com/reviews/submit/NBP3-27875

Earn gift cards/discounts by submitting a publication using this product:
www.novusbio.com/publications

