

Product Datasheet

Tubulin Beta 4 Antibody (SR2377) NBP3-27688

Unit Size: 100 ul

Store at 4C short term. Aliquot and store at -20C long term. Avoid freeze-thaw cycles.

www.novusbio.com



technical@novusbio.com

Protocols, Publications, Related Products, Reviews, Research Tools and Images at:
www.novusbio.com/NBP3-27688

Updated 9/9/2025 v.20.1

Earn rewards for product
reviews and publications.

Submit a publication at www.novusbio.com/publications

Submit a review at www.novusbio.com/reviews/destination/NBP3-27688



NBP3-27688**Tubulin Beta 4 Antibody (SR2377)**

Product Information	
Unit Size	100 ul
Concentration	Please see the vial label for concentration. If unlisted please contact technical services.
Storage	Store at 4C short term. Aliquot and store at -20C long term. Avoid freeze-thaw cycles.
Clonality	Monoclonal
Clone	SR2377
Preservative	0.01% Sodium Azide
Isotype	IgG
Purity	Affinity purified
Buffer	50mM Tris-Glycine (pH 7.4), 0.15M NaCl, 40% Glycerol, 0.05% BSA
Target Molecular Weight	50 kDa

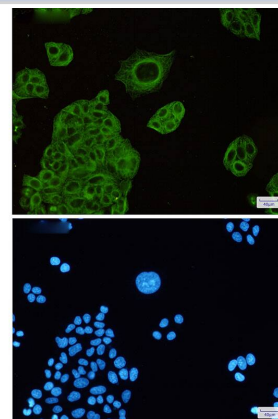
Product Description	
Description	Novus Biologicals Rabbit Tubulin Beta 4 Antibody (SR2377) (NBP3-27688) is a recombinant monoclonal antibody validated for use in IHC, WB and ICC/IF. All Novus Biologicals antibodies are covered by our 100% guarantee.
Host	Rabbit
Gene ID	10382
Gene Symbol	TUBB4A
Species	Human, Mouse, Rat
Immunogen	A synthetic peptide of human Tubulin Beta 4 (Uniprot #: P04350)

Product Application Details	
Applications	Western Blot, Immunocytochemistry/ Immunofluorescence, Immunohistochemistry
Recommended Dilutions	Western Blot 1:500-1:1000, Immunohistochemistry 1:50-1:100, Immunocytochemistry/ Immunofluorescence 1:50-1:200

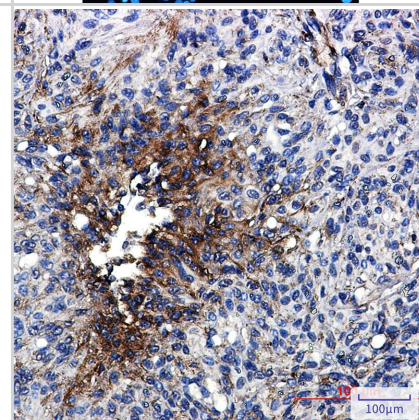


Images

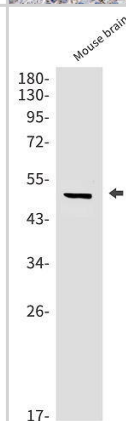
Immunocytochemistry/ Immunofluorescence: Tubulin Beta 4 Antibody (SR2377) [NBP3-27688] - Immunocytochemistry analysis of Tubulin Beta 4 (green) in Hela using NBP3-27688 ,and DAPI (blue)



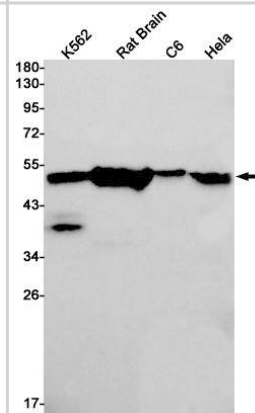
Immunohistochemistry-Paraffin: Tubulin Beta 4 Antibody (SR2377) [NBP3-27688] - Immunohistochemistry analysis of paraffin-embedded Human brain. High-pressure and temperature Sodium Citrate pH 6.0 was used for antigen retrieval.



Western Blot: Tubulin Beta 4 Antibody (SR2377) [NBP3-27688] - Western blot analysis of mouse brain lysates



Western Blot: Tubulin Beta 4 Antibody (SR2377) [NBP3-27688] - Western blot analysis in K562, rat Brain, C6, Hela lysates





Novus Biologicals USA

10730 E. Briarwood Avenue
Centennial, CO 80112
USA
Phone: 303.730.1950
Toll Free: 1.888.506.6887
Fax: 303.730.1966
nb-customerservice@bio-techne.com

Bio-Techne Canada

21 Canmotor Ave
Toronto, ON M8Z 4E6
Canada
Phone: 905.827.6400
Toll Free: 855.668.8722
Fax: 905.827.6402
canada.inquires@bio-techne.com

Bio-Techne Ltd

19 Barton Lane
Abingdon Science Park
Abingdon, OX14 3NB, United Kingdom
Phone: (44) (0) 1235 529449
Free Phone: 0800 37 34 15
Fax: (44) (0) 1235 533420
info.EMEA@bio-techne.com

General Contact Information

www.novusbio.com
Technical Support: nb-technical@bio-techne.com
Orders: nb-customerservice@bio-techne.com
General: novus@novusbio.com

Products Related to NBP3-27688

NBP2-33376H	Blue Marker Antibody (6F4-F6) [HRP]
HAF008	Goat anti-Rabbit IgG Secondary Antibody [HRP]
NB7160	Goat anti-Rabbit IgG (H+L) Secondary Antibody [HRP]
NBP2-24891	Rabbit IgG Isotype Control

Limitations

This product is for research use only and is not approved for use in humans or in clinical diagnosis. Primary Antibodies are guaranteed for 1 year from date of receipt.

For more information on our 100% guarantee, please visit www.novusbio.com/guarantee

Earn gift cards/discounts by submitting a review: www.novusbio.com/reviews/submit/NBP3-27688

Earn gift cards/discounts by submitting a publication using this product:
www.novusbio.com/publications

