

Product Datasheet

HBO1 Antibody (4E12H12) - BSA Free NBP3-27149-0.1ml

Unit Size: 0.1 ml

Store at 4C short term. Aliquot and store at -20C long term. Avoid freeze-thaw cycles.

www.novusbio.com



technical@novusbio.com

Protocols, Publications, Related Products, Reviews, Research Tools and Images at:
www.novusbio.com/NBP3-27149

Updated 9/9/2025 v.20.1

Earn rewards for product
reviews and publications.

Submit a publication at www.novusbio.com/publications

Submit a review at www.novusbio.com/reviews/destination/NBP3-27149



NBP3-27149-0.1ml

HBO1 Antibody (4E12H12) - BSA Free


Product Information	
Unit Size	0.1 ml
Concentration	1 mg/ml
Storage	Store at 4C short term. Aliquot and store at -20C long term. Avoid freeze-thaw cycles.
Clonality	Monoclonal
Clone	4E12H12
Preservative	0.05% Sodium Azide
Isotype	IgG1
Purity	Protein G purified
Buffer	PBS
Target Molecular Weight	70.6 kDa


Product Description	
Description	Novus Biologicals Mouse HBO1 Antibody (4E12H12) - BSA Free (NBP3-27149) is a monoclonal antibody validated for use in WB and ELISA. All Novus Biologicals antibodies are covered by our 100% guarantee.
Host	Mouse
Gene ID	11143
Gene Symbol	KAT7
Species	Human, Mouse, Monkey
Immunogen	Purified recombinant fragment of human HBO1 (AA: 1-200) expressed in E. Coli.


Product Application Details	
Applications	Western Blot, ELISA
Recommended Dilutions	Western Blot 1:500 - 1:2000, ELISA 1:10000




Images

Western Blot: HBO1 Antibody (4E12H12) [NBP3-27149] - Analysis using HBO1 mAb against HEK293 (1) and HBO1 (AA: 1-200)-hIgGFc transfected HEK293 (2) cell lysate. 

ELISA: HBO1 Antibody (4E12H12) [NBP3-27149] - Black line: Control Antigen (100 ng); Purple line: Antigen (10 ng); Blue line: Antigen (50 ng); Red line: Antigen (100 ng) 

Western Blot: HBO1 Antibody (4E12H12) [NBP3-27149] - Analysis using HBO1 mAb against human HBO1 (AA: 1-200) recombinant protein. (Expected MW is 48.1 kDa) 

Western Blot: HBO1 Antibody (4E12H12) [NBP3-27149] - Analysis using HBO1 mouse mAb against MOLT4 (1), COS7 (2), F9 (3), HepG2 (4), PC-2 (5), U251 (6), MCF-7 (7), and NIH/3T3 (8) cell lysate. 



Novus Biologicals USA

10730 E. Briarwood Avenue
Centennial, CO 80112
USA
Phone: 303.730.1950
Toll Free: 1.888.506.6887
Fax: 303.730.1966
nb-customerservice@bio-techne.com

Bio-Techne Canada

21 Canmotor Ave
Toronto, ON M8Z 4E6
Canada
Phone: 905.827.6400
Toll Free: 855.668.8722
Fax: 905.827.6402
canada.inquires@bio-techne.com

Bio-Techne Ltd

19 Barton Lane
Abingdon Science Park
Abingdon, OX14 3NB, United Kingdom
Phone: (44) (0) 1235 529449
Free Phone: 0800 37 34 15
Fax: (44) (0) 1235 533420
info.EMEA@bio-techne.com

General Contact Information

www.novusbio.com
Technical Support: nb-technical@bio-techne.com
Orders: nb-customerservice@bio-techne.com
General: novus@novusbio.com

Products Related to NBP3-27149-0.1ml

NBP2-33376H	Blue Marker Antibody (6F4-F6) [HRP]
HAF007	Goat anti-Mouse IgG Secondary Antibody [HRP]
NB7539	Goat anti-Mouse IgG (H+L) Secondary Antibody [HRP]
NBP1-97005-0.5mg	Mouse IgG1 Isotype Control (MG1)

Limitations

This product is for research use only and is not approved for use in humans or in clinical diagnosis. Primary Antibodies are guaranteed for 1 year from date of receipt.

For more information on our 100% guarantee, please visit www.novusbio.com/guarantee

Earn gift cards/discounts by submitting a review: www.novusbio.com/reviews/submit/NBP3-27149

Earn gift cards/discounts by submitting a publication using this product:
www.novusbio.com/publications

