

Product Datasheet

HDJ2 Antibody (23C6) - BSA Free NBP3-26616-100ul

Unit Size: 100 ul

Store at -20 to -70C. Avoid freeze-thaw cycles.

www.novusbio.com



technical@novusbio.com

Protocols, Publications, Related Products, Reviews, Research Tools and Images at:
www.novusbio.com/NBP3-26616

Updated 2/24/2026 v.20.1

Earn rewards for product
reviews and publications.

Submit a publication at www.novusbio.com/publications

Submit a review at www.novusbio.com/reviews/destination/NBP3-26616



NBP3-26616-100ul

HDJ2 Antibody (23C6) - BSA Free

Product Information	
Unit Size	100 ul
Concentration	Please see the vial label for concentration. If unlisted please contact technical services.
Storage	Store at -20 to -70C. Avoid freeze-thaw cycles.
Clonality	Monoclonal
Clone	23C6
Preservative	0.02% Sodium Azide
Isotype	IgG
Purity	Affinity purified
Buffer	PBS, pH 7.4, 150mM NaCl, and 50% glycerol
Product Description	
Description	Novus Biologicals Rabbit HDJ2 Antibody (23C6) - BSA Free (NBP3-26616) is a recombinant monoclonal antibody validated for use in WB, ELISA, Flow and ICC/IF. All Novus Biologicals antibodies are covered by our 100% guarantee.
Host	Rabbit
Gene ID	3301
Gene Symbol	DNAJA1
Species	Human
Immunogen	A synthesized peptide derived from Human HDJ2 [UniProt P31689]
Product Application Details	
Applications	Western Blot, ELISA, Flow Cytometry, Immunocytochemistry/ Immunofluorescence
Recommended Dilutions	Western Blot 1:500-1:2000, Flow Cytometry 1:50-1:200, ELISA, Immunocytochemistry/ Immunofluorescence 1:50-1:200



Images

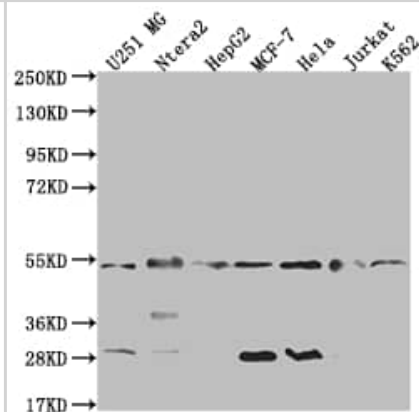
Western Blot: HDJ2 Antibody (23C6) [NBP3-26616] - Positive Western Blot detected in: U251 whole cell lysate, Ntera-2 whole cell lysate, HepG2 whole cell lysate, MCF-7 whole cell lysate, Hela whole cell lysate, Jurkat whole cell lysate, K562 whole cell lysate.

All lanes: HDJ2 Antibody at 1: 2000

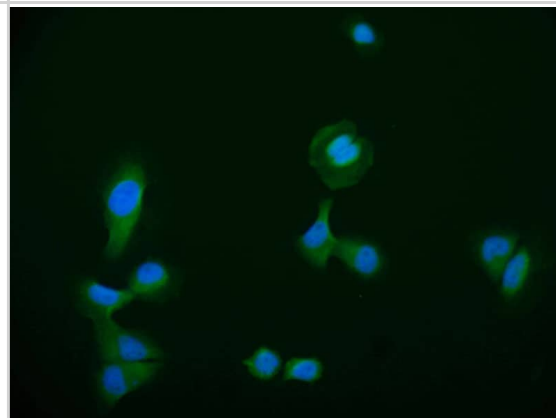
Secondary: Goat polyclonal to rabbit IgG at 1/50000 dilution.

Predicted band size: 45, 38 kDa

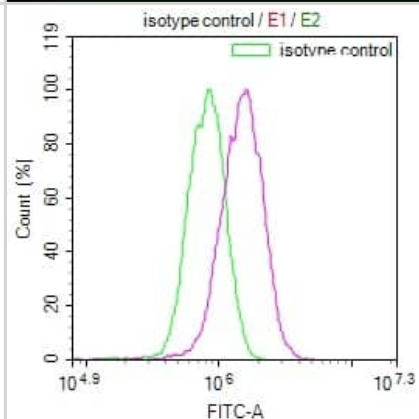
Observed band size: 45-55 kDa



Immunocytochemistry/Immunofluorescence: HDJ2 Antibody (23C6) [NBP3-26616] - Staining of A549 cell with HDJ2 Antibody (23C6) at 1:50, counter-stained with DAPI. The cells were fixed in 4% formaldehyde and blocked in 10% normal Goat Serum. The cells were then incubated with the antibody overnight at 4C. The secondary antibody was Alexa Fluor 550-conjugated Goat Anti-Rabbit IgG (H+L).



Flow Cytometry: HDJ2 Antibody (23C6) [NBP3-26616] - Overlay Peak curve showing A549 cells stained with HDJ2 Antibody (23C6) (red line) at 1:100. The cells were fixed in 4% formaldehyde and permeated by 0.2% Triton X-100. Then 10% normal goat serum to block non-specific protein-protein interactions followed by the antibody (1ug/1*10^6 cells) for 45min at 4C. The secondary antibody used was FITC-conjugated Goat Anti-rabbit IgG (H+L) at 1:200 dilution for 35min at 4C. Control antibody (green line) was rabbit IgG (1ug/1*10^6 cells) used under the same conditions. Acquisition of >10,000 events was performed.





Novus Biologicals USA

10730 E. Briarwood Avenue
Centennial, CO 80112
USA
Phone: 303.730.1950
Toll Free: 1.888.506.6887
Fax: 303.730.1966
nb-customerservice@bio-techne.com

Bio-Techne Canada

21 Canmotor Ave
Toronto, ON M8Z 4E6
Canada
Phone: 905.827.6400
Toll Free: 855.668.8722
Fax: 905.827.6402
canada.inquires@bio-techne.com

Bio-Techne Ltd

19 Barton Lane
Abingdon Science Park
Abingdon, OX14 3NB, United Kingdom
Phone: (44) (0) 1235 529449
Free Phone: 0800 37 34 15
Fax: (44) (0) 1235 533420
info.EMEA@bio-techne.com

General Contact Information

www.novusbio.com
Technical Support: nb-technical@bio-techne.com
Orders: nb-customerservice@bio-techne.com
General: novus@novusbio.com

Products Related to NBP3-26616-100ul

NBP2-33376H	Blue Marker Antibody (6F4-F6) [HRP]
HAF008	Goat anti-Rabbit IgG Secondary Antibody [HRP]
NB7160	Goat anti-Rabbit IgG (H+L) Secondary Antibody [HRP]
NBP2-24891	Rabbit IgG Isotype Control

Limitations

This product is for research use only and is not approved for use in humans or in clinical diagnosis. Primary Antibodies are guaranteed for 1 year from date of receipt.

For more information on our 100% guarantee, please visit www.novusbio.com/guarantee

Earn gift cards/discounts by submitting a review: www.novusbio.com/reviews/submit/NBP3-26616

Earn gift cards/discounts by submitting a publication using this product:
www.novusbio.com/publications

