

# Product Datasheet

## ATP Citrate Lyase Antibody (3A5) - BSA Free NBP3-26530-100ul

Unit Size: 100 ul

Store at -20 to -70C. Avoid freeze-thaw cycles.

[www.novusbio.com](http://www.novusbio.com)



[technical@novusbio.com](mailto:technical@novusbio.com)

Protocols, Publications, Related Products, Reviews, Research Tools and Images at:  
[www.novusbio.com/NBP3-26530](http://www.novusbio.com/NBP3-26530)

Updated 2/24/2026 v.20.1

Earn rewards for product  
reviews and publications.

Submit a publication at [www.novusbio.com/publications](http://www.novusbio.com/publications)

Submit a review at [www.novusbio.com/reviews/destination/NBP3-26530](http://www.novusbio.com/reviews/destination/NBP3-26530)




**NBP3-26530-100ul**

ATP Citrate Lyase Antibody (3A5) - BSA Free

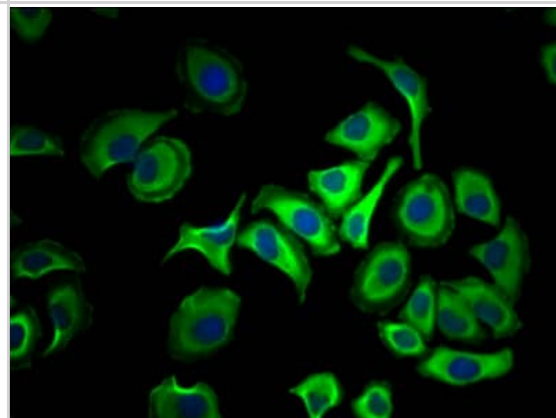
<b>Product Information</b>	
<b>Unit Size</b>	100 ul
<b>Concentration</b>	Please see the vial label for concentration. If unlisted please contact technical services.
<b>Storage</b>	Store at -20 to -70C. Avoid freeze-thaw cycles.
<b>Clonality</b>	Monoclonal
<b>Clone</b>	3A5
<b>Preservative</b>	0.02% Sodium Azide
<b>Isotype</b>	IgG
<b>Purity</b>	Affinity purified
<b>Buffer</b>	PBS, pH 7.4, 150mM NaCl, and 50% glycerol
<b>Product Description</b>	
<b>Description</b>	Novus Biologicals Rabbit ATP Citrate Lyase Antibody (3A5) - BSA Free (NBP3-26530) is a recombinant monoclonal antibody validated for use in WB, ELISA, Flow and ICC/IF. All Novus Biologicals antibodies are covered by our 100% guarantee.
<b>Host</b>	Rabbit
<b>Gene ID</b>	47
<b>Gene Symbol</b>	ACLY
<b>Species</b>	Human
<b>Immunogen</b>	A synthesized peptide derived from Human ATP Citrate Lyase [UniProt P53396]
<b>Product Application Details</b>	
<b>Applications</b>	Western Blot, ELISA, Flow Cytometry, Immunocytochemistry/ Immunofluorescence
<b>Recommended Dilutions</b>	Western Blot 1:500-1:5000, Flow Cytometry 1:20-1:200, ELISA, Immunocytochemistry/ Immunofluorescence 1:20-1:200

## Images

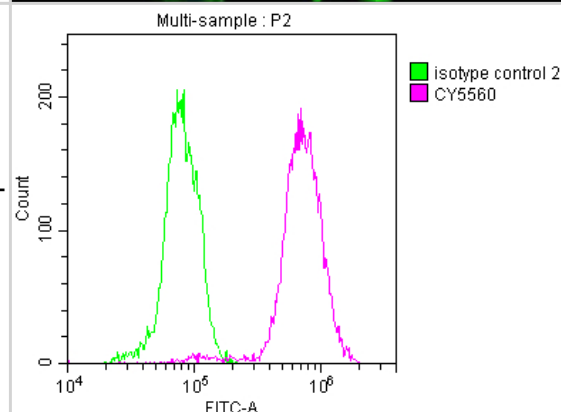
Western Blot: ATP Citrate Lyase Antibody (3A5) [NBP3-26530] - Positive Western Blot detected in: L02 whole cell lysate, K562 whole cell lysate, HeLa whole cell lysate, Raji whole cell lysate, A549 whole cell lysate.  
 All lanes: ATP Citrate Lyase Antibody at 1: 1500  
 Secondary: Goat polyclonal to rabbit IgG at 1/50000 dilution.  
 Predicted band size: 121, 120, 92 kDa  
 Observed band size: 120 kDa



Immunocytochemistry/Immunofluorescence: ATP Citrate Lyase Antibody (3A5) [NBP3-26530] - Staining of HepG2 Cells with ATP Citrate Lyase Antibody (3A5) at 1:50, counter-stained with DAPI. The cells were fixed in 4% formaldehyde, permeated by 0.2% Triton X-100, and blocked in 10% normal Goat Serum. The cells were then incubated with the antibody overnight at 4C. Nuclear DNA was labeled in blue with DAPI. The secondary antibody was FITC-conjugated Goat Anti-Rabbit IgG (H+L).



Flow Cytometry: ATP Citrate Lyase Antibody (3A5) [NBP3-26530] - Overlay histogram showing HeLa cells stained with ATP Citrate Lyase Antibody (3A5) (red line) at 1:50. The cells were fixed with 70% Ethylalcohol (18h) and then incubated in 10% normal goat serum to block non-specific protein-protein interactions followed by the antibody (1ug/1\*10^6 cells) for 1 h at 4C. The secondary antibody used was FITC-conjugated goat anti-rabbit IgG (H+L) at 1/200 dilution for 30min at 4C. Control antibody (green line) was Rabbit IgG (1ug/1\*10^6 cells) used under the same conditions. Acquisition of >10,000 events was performed.





### **Novus Biologicals USA**

10730 E. Briarwood Avenue  
Centennial, CO 80112  
USA  
Phone: 303.730.1950  
Toll Free: 1.888.506.6887  
Fax: 303.730.1966  
nb-customerservice@bio-techne.com

### **Bio-Techne Canada**

21 Canmotor Ave  
Toronto, ON M8Z 4E6  
Canada  
Phone: 905.827.6400  
Toll Free: 855.668.8722  
Fax: 905.827.6402  
canada.inquires@bio-techne.com

### **Bio-Techne Ltd**

19 Barton Lane  
Abingdon Science Park  
Abingdon, OX14 3NB, United Kingdom  
Phone: (44) (0) 1235 529449  
Free Phone: 0800 37 34 15  
Fax: (44) (0) 1235 533420  
info.EMEA@bio-techne.com

### **General Contact Information**

www.novusbio.com  
Technical Support: nb-technical@bio-techne.com  
Orders: nb-customerservice@bio-techne.com  
General: novus@novusbio.com

### **Products Related to NBP3-26530-100ul**

---

NBP2-33376H	Blue Marker Antibody (6F4-F6) [HRP]
HAF008	Goat anti-Rabbit IgG Secondary Antibody [HRP]
NB7160	Goat anti-Rabbit IgG (H+L) Secondary Antibody [HRP]
NBP2-24891	Rabbit IgG Isotype Control

---

### **Limitations**

This product is for research use only and is not approved for use in humans or in clinical diagnosis. Primary Antibodies are guaranteed for 1 year from date of receipt.

For more information on our 100% guarantee, please visit [www.novusbio.com/guarantee](http://www.novusbio.com/guarantee)

Earn gift cards/discounts by submitting a review: [www.novusbio.com/reviews/submit/NBP3-26530](http://www.novusbio.com/reviews/submit/NBP3-26530)

Earn gift cards/discounts by submitting a publication using this product:  
[www.novusbio.com/publications](http://www.novusbio.com/publications)

