

Product Datasheet

ARG2 Antibody (9A4) - BSA Free NBP3-26500-100ul

Unit Size: 100 ul

Store at -20 to -70C. Avoid freeze-thaw cycles.

www.novusbio.com



technical@novusbio.com

Protocols, Publications, Related Products, Reviews, Research Tools and Images at:
www.novusbio.com/NBP3-26500

Updated 2/24/2026 v.20.1

Earn rewards for product
reviews and publications.

Submit a publication at www.novusbio.com/publications

Submit a review at www.novusbio.com/reviews/destination/NBP3-26500



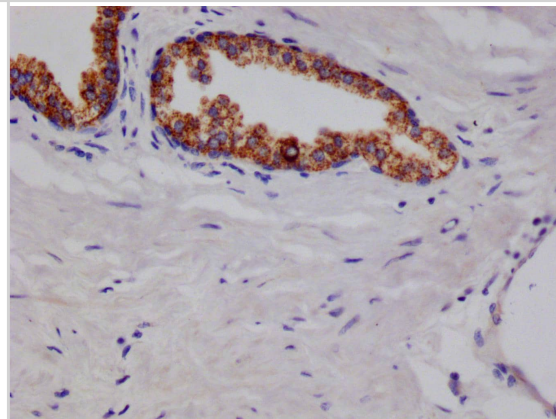
NBP3-26500-100ul

ARG2 Antibody (9A4) - BSA Free

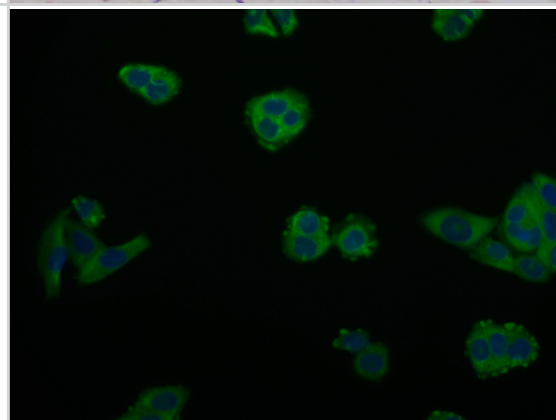
Product Information	
Unit Size	100 ul
Concentration	Please see the vial label for concentration. If unlisted please contact technical services.
Storage	Store at -20 to -70C. Avoid freeze-thaw cycles.
Clonality	Monoclonal
Clone	9A4
Preservative	0.02% Sodium Azide
Isotype	IgG
Purity	Affinity purified
Buffer	PBS, pH 7.4, 150mM NaCl, and 50% glycerol
Product Description	
Description	Novus Biologicals Rabbit ARG2 Antibody (9A4) - BSA Free (NBP3-26500) is a recombinant monoclonal antibody validated for use in IHC, ELISA, Flow and ICC/IF. All Novus Biologicals antibodies are covered by our 100% guarantee.
Host	Rabbit
Gene ID	384
Gene Symbol	ARG2
Species	Human
Immunogen	A synthesized peptide derived from Human ARG2 [UniProt P78540]
Product Application Details	
Applications	ELISA, Flow Cytometry, Immunocytochemistry/ Immunofluorescence, Immunohistochemistry
Recommended Dilutions	Flow Cytometry 1:50-1:200, ELISA, Immunohistochemistry 1:50-1:200, Immunocytochemistry/ Immunofluorescence 1:50-1:200

Images

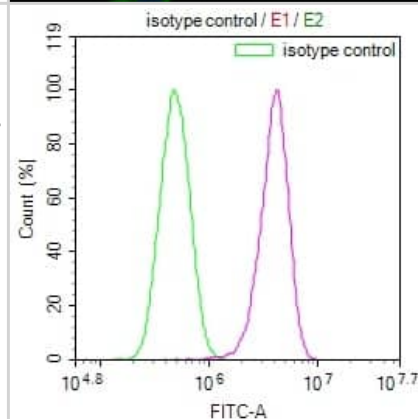
Immunohistochemistry: ARG2 Antibody (9A4) [NBP3-26500] - Image of ARG2 Antibody (9A4) diluted at 1:100 and staining in paraffin-embedded human prostate cancer performed. After dewaxing and hydration, antigen retrieval was mediated by high pressure in a citrate buffer (pH 6.0). Section was blocked with 10% normal goat serum 30min at RT. Then primary antibody (1% BSA) was incubated at 4°C overnight. The primary is detected by a Goat anti-rabbit polymer IgG labeled by HRP and visualized using 0.05% DAB.



Immunocytochemistry/Immunofluorescence: ARG2 Antibody (9A4) [NBP3-26500] - Staining of PC-3 cell with ARG2 Antibody (9A4) at 1:50, counter-stained with DAPI. The cells were fixed in 4% formaldehyde and blocked in 10% normal Goat Serum. The cells were then incubated with the antibody overnight at 4C. The secondary antibody was Alexa Fluor 559-conjugated Goat Anti-Rabbit IgG (H+L).



Flow Cytometry: ARG2 Antibody (9A4) [NBP3-26500] - Overlay Peak curve showing PC3 cells stained with ARG2 Antibody (9A4) (red line) at 1:100. The cells were fixed in 4% formaldehyde and permeated by 0.2% Triton X-100. Then 10% normal goat serum to block non-specific protein-protein interactions followed by the antibody (1ug/1*10⁶ cells) for 45min at 4C. The secondary antibody used was FITC-conjugated Goat Anti-rabbit IgG (H+L) at 1:200 dilution for 35min at 4C. Control antibody (green line) was rabbit IgG (1ug/1*10⁶ cells) used under the same conditions. Acquisition of >10,000 events was performed.





Novus Biologicals USA

10730 E. Briarwood Avenue
Centennial, CO 80112
USA
Phone: 303.730.1950
Toll Free: 1.888.506.6887
Fax: 303.730.1966
nb-customerservice@bio-techne.com

Bio-Techne Canada

21 Canmotor Ave
Toronto, ON M8Z 4E6
Canada
Phone: 905.827.6400
Toll Free: 855.668.8722
Fax: 905.827.6402
canada.inquires@bio-techne.com

Bio-Techne Ltd

19 Barton Lane
Abingdon Science Park
Abingdon, OX14 3NB, United Kingdom
Phone: (44) (0) 1235 529449
Free Phone: 0800 37 34 15
Fax: (44) (0) 1235 533420
info.EMEA@bio-techne.com

General Contact Information

www.novusbio.com
Technical Support: nb-technical@bio-techne.com
Orders: nb-customerservice@bio-techne.com
General: novus@novusbio.com

Products Related to NBP3-26500-100ul

HAF008	Goat anti-Rabbit IgG Secondary Antibody [HRP]
NB7160	Goat anti-Rabbit IgG (H+L) Secondary Antibody [HRP]
NBP2-24891	Rabbit IgG Isotype Control
NBP1-45256-0.25mg	Recombinant Human ARG2 His Protein

Limitations

This product is for research use only and is not approved for use in humans or in clinical diagnosis. Primary Antibodies are guaranteed for 1 year from date of receipt.

For more information on our 100% guarantee, please visit www.novusbio.com/guarantee

Earn gift cards/discounts by submitting a review: www.novusbio.com/reviews/submit/NBP3-26500

Earn gift cards/discounts by submitting a publication using this product:
www.novusbio.com/publications

