

Product Datasheet

Jak2 [p Tyr1007, p Tyr1008] Antibody (1A4) - BSA Free NBP3-26415-100ul

Unit Size: 100 ul

Store at -20 to -70C. Avoid freeze-thaw cycles.

www.novusbio.com



technical@novusbio.com

Protocols, Publications, Related Products, Reviews, Research Tools and Images at:
www.novusbio.com/NBP3-26415

Updated 2/24/2026 v.20.1

Earn rewards for product
reviews and publications.

Submit a publication at www.novusbio.com/publications

Submit a review at www.novusbio.com/reviews/destination/NBP3-26415



NBP3-26415-100ul

Jak2 [p Tyr1007, p Tyr1008] Antibody (1A4) - BSA Free

Product Information	
Unit Size	100 ul
Concentration	Please see the vial label for concentration. If unlisted please contact technical services.
Storage	Store at -20 to -70C. Avoid freeze-thaw cycles.
Clonality	Monoclonal
Clone	1A4
Preservative	0.02% Sodium Azide
Isotype	IgG
Purity	Affinity purified
Buffer	PBS, pH 7.4, 150mM NaCl, and 50% glycerol
Product Description	
Description	Novus Biologicals Rabbit Jak2 [p Tyr1007, p Tyr1008] Antibody (1A4) - BSA Free (NBP3-26415) is a recombinant monoclonal antibody validated for use in IHC, WB, ELISA and IP. All Novus Biologicals antibodies are covered by our 100% guarantee.
Host	Rabbit
Gene ID	3717
Gene Symbol	JAK2
Species	Human
Immunogen	A synthesized peptide derived from Human JAK2 [p Tyr1007, p Tyr1008] [UniProt O60674]
Product Application Details	
Applications	Western Blot, ELISA, Immunohistochemistry, Immunoprecipitation
Recommended Dilutions	Western Blot 1:500-1:5000, ELISA, Immunohistochemistry 1:50-1:200, Immunoprecipitation 1:200-1:1000



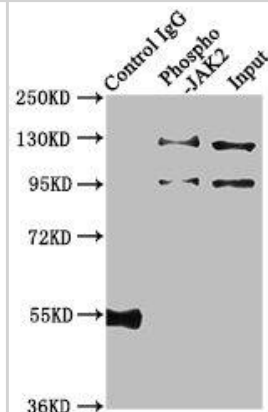
Images

Immunoprecipitation: Jak2 [p Tyr1007, p Tyr1008] Antibody (1A4) [NBP3-26415] - Immunoprecipitating Jak2 [p Tyr1007, p Tyr1008] in HeLa whole cell lysate treated with Pervanadate.

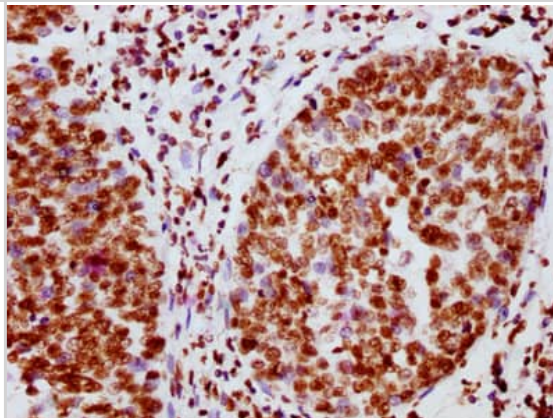
Lane 1: Rabbit control IgG (1ug) instead of NBP3-26415 in HeLa whole cell lysate treated with Pervanadate. For western blotting, a HRP-conjugated Protein G antibody was used as the secondary antibody (1/2000).

Lane 2: NBP3-26415 (3ug) + HeLa whole cell lysate treated with Pervanadate (1mg).

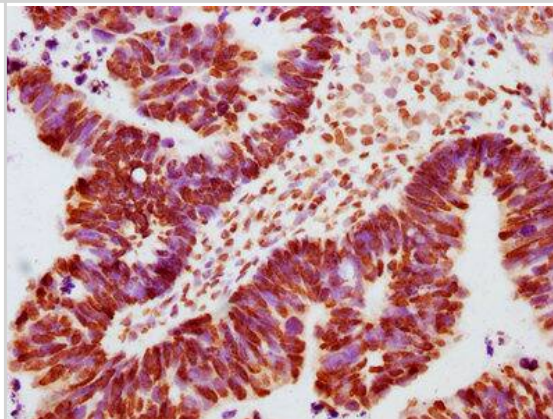
Lane 3: HeLa whole cell lysate treated with Pervanadate (20ug).



Immunohistochemistry: Jak2 [p Tyr1007, p Tyr1008] Antibody (1A4) [NBP3-26415] - Image of Jak2 [p Tyr1007, p Tyr1008] Antibody (1A4) diluted at 1:100 and staining in paraffin-embedded human ovarian cancer performed. After dewaxing and hydration, antigen retrieval was mediated by high pressure in a citrate buffer (pH 6.0). Section was blocked with 10% normal goat serum 30min at RT. Then primary antibody (1% BSA) was incubated at 4C overnight. The primary is detected by a biotinylated secondary antibody and visualized using an HRP conjugated SP system.



Immunohistochemistry: Jak2 [p Tyr1007, p Tyr1008] Antibody (1A4) [NBP3-26415] - Image of Jak2 [p Tyr1007, p Tyr1008] Antibody (1A4) diluted at 1:100 and staining in paraffin-embedded human ovarian cancer performed. After dewaxing and hydration, antigen retrieval was mediated by high pressure in a citrate buffer (pH 6.0). Section was blocked with 10% normal goat serum 30min at RT. Then primary antibody (1% BSA) was incubated at 4C overnight. The primary is detected by a biotinylated secondary antibody and visualized using an HRP conjugated SP system.




Western Blot: Jak2 [p Tyr1007, p Tyr1008] Antibody (1A4) [NBP3-26415] - Positive Western Blot detected in HeLa whole cell lysate, A549 whole cell lysate (treated with Pervanadate or not).

All lanes: Jak2 [p Tyr1007, p Tyr1008] Antibody at 0.75ug/ml.

Secondary: Goat polyclonal to rabbit IgG at 1/50000 dilution.

Predicted band size: 120 KDa

Observed band size: 120 KDa





Novus Biologicals USA

10730 E. Briarwood Avenue
Centennial, CO 80112
USA
Phone: 303.730.1950
Toll Free: 1.888.506.6887
Fax: 303.730.1966
nb-customerservice@bio-techne.com

Bio-Techne Canada

21 Canmotor Ave
Toronto, ON M8Z 4E6
Canada
Phone: 905.827.6400
Toll Free: 855.668.8722
Fax: 905.827.6402
canada.inquires@bio-techne.com

Bio-Techne Ltd

19 Barton Lane
Abingdon Science Park
Abingdon, OX14 3NB, United Kingdom
Phone: (44) (0) 1235 529449
Free Phone: 0800 37 34 15
Fax: (44) (0) 1235 533420
info.EMEA@bio-techne.com

General Contact Information

www.novusbio.com
Technical Support: nb-technical@bio-techne.com
Orders: nb-customerservice@bio-techne.com
General: novus@novusbio.com

Products Related to NBP3-26415-100ul

NBP2-33376H	Blue Marker Antibody (6F4-F6) [HRP]
HAF008	Goat anti-Rabbit IgG Secondary Antibody [HRP]
NB7160	Goat anti-Rabbit IgG (H+L) Secondary Antibody [HRP]
NBP2-24891	Rabbit IgG Isotype Control

Limitations

This product is for research use only and is not approved for use in humans or in clinical diagnosis. Primary Antibodies are guaranteed for 1 year from date of receipt.

For more information on our 100% guarantee, please visit www.novusbio.com/guarantee

Earn gift cards/discounts by submitting a review: www.novusbio.com/reviews/submit/NBP3-26415

Earn gift cards/discounts by submitting a publication using this product:
www.novusbio.com/publications

