

# Product Datasheet

## TOR/mTOR [p Ser2448] Antibody (1G6) - BSA Free NBP3-26406-100ul

Unit Size: 100 ul

Store at -20 to -70C. Avoid freeze-thaw cycles.

[www.novusbio.com](http://www.novusbio.com)



[technical@novusbio.com](mailto:technical@novusbio.com)

Protocols, Publications, Related Products, Reviews, Research Tools and Images at:  
[www.novusbio.com/NBP3-26406](http://www.novusbio.com/NBP3-26406)

Updated 2/24/2026 v.20.1

Earn rewards for product  
reviews and publications.

Submit a publication at [www.novusbio.com/publications](http://www.novusbio.com/publications)

Submit a review at [www.novusbio.com/reviews/destination/NBP3-26406](http://www.novusbio.com/reviews/destination/NBP3-26406)



**NBP3-26406-100ul**

TOR/mTOR [p Ser2448] Antibody (1G6) - BSA Free

Product Information	
<b>Unit Size</b>	100 ul
<b>Concentration</b>	Please see the vial label for concentration. If unlisted please contact technical services.
<b>Storage</b>	Store at -20 to -70C. Avoid freeze-thaw cycles.
<b>Clonality</b>	Monoclonal
<b>Clone</b>	1G6
<b>Preservative</b>	0.02% Sodium Azide
<b>Isotype</b>	IgG
<b>Purity</b>	Affinity purified
<b>Buffer</b>	PBS, pH 7.4, 150mM NaCl, and 50% glycerol

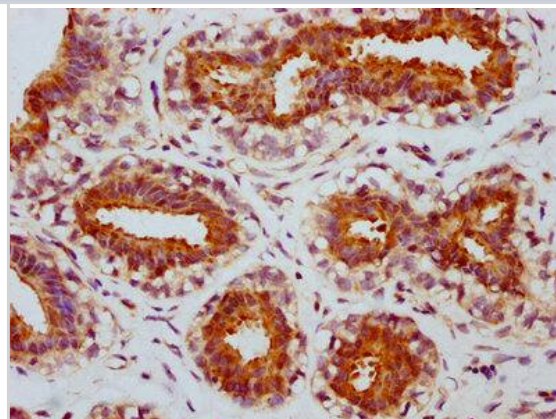
Product Description	
<b>Description</b>	Novus Biologicals Rabbit TOR/mTOR [p Ser2448] Antibody (1G6) - BSA Free (NBP3-26406) is a recombinant monoclonal antibody validated for use in IHC, WB, ELISA and ICC/IF. All Novus Biologicals antibodies are covered by our 100% guarantee.
<b>Host</b>	Rabbit
<b>Gene ID</b>	2475
<b>Gene Symbol</b>	MTOR
<b>Species</b>	Human
<b>Immunogen</b>	A synthesized peptide derived from Human TOR/mTOR [p Ser2448] [UniProt P42345]

Product Application Details	
<b>Applications</b>	Western Blot, ELISA, Immunocytochemistry/ Immunofluorescence, Immunohistochemistry
<b>Recommended Dilutions</b>	Western Blot 1:500-1:5000, ELISA, Immunohistochemistry 1:50-1:200, Immunocytochemistry/ Immunofluorescence 1:20-1:200



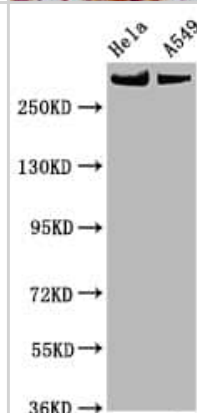
## Images

Immunohistochemistry: TOR/mTOR [p Ser2448] Antibody (1G6) [NBP3-26406] - Image of TOR/mTOR [p Ser2448] Antibody (1G6) diluted at 1:100 and staining in paraffin-embedded human breast cancer performed. After dewaxing and hydration, antigen retrieval was mediated by high pressure in a citrate buffer (pH 6.0). Section was blocked with 10% normal goat serum 30min at RT. Then primary antibody (1% BSA) was incubated at 4C overnight. The primary is detected by a biotinylated secondary antibody and visualized using an HRP conjugated SP system.

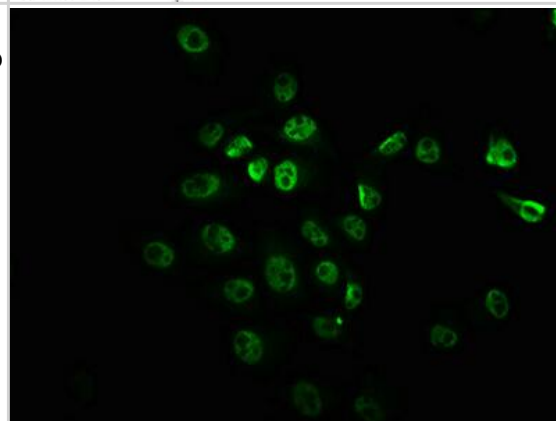


Western Blot: TOR/mTOR [p Ser2448] Antibody (1G6) [NBP3-26406] - Positive Western Blot detected in HeLa whole cell lysate, A549 whole cell lysate.

All lanes: TOR/mTOR [p Ser2448] Antibody at 0.825ug/ml.  
 Secondary: Goat polyclonal to rabbit IgG at 1/50000 dilution.  
 Predicted band size: 289 KDa  
 Observed band size: 289 KDa



Immunocytochemistry/Immunofluorescence: TOR/mTOR [p Ser2448] Antibody (1G6) [NBP3-26406] - Staining of HeLa cells with TOR/mTOR [p Ser2448] Antibody (1G6) at 1:100, counter-stained with DAPI. The cells were fixed in 4% formaldehyde, permeabilized using 0.2% Triton X-100 and blocked in 10% normal Goat Serum. The cells were then incubated with the antibody overnight at 4C. The secondary antibody was Alexa Fluor 488-conjugated Goat Anti-Rabbit IgG (H+L).





### **Novus Biologicals USA**

10730 E. Briarwood Avenue  
Centennial, CO 80112  
USA  
Phone: 303.730.1950  
Toll Free: 1.888.506.6887  
Fax: 303.730.1966  
nb-customerservice@bio-techne.com

### **Bio-Techne Canada**

21 Canmotor Ave  
Toronto, ON M8Z 4E6  
Canada  
Phone: 905.827.6400  
Toll Free: 855.668.8722  
Fax: 905.827.6402  
canada.inquires@bio-techne.com

### **Bio-Techne Ltd**

19 Barton Lane  
Abingdon Science Park  
Abingdon, OX14 3NB, United Kingdom  
Phone: (44) (0) 1235 529449  
Free Phone: 0800 37 34 15  
Fax: (44) (0) 1235 533420  
info.EMEA@bio-techne.com

### **General Contact Information**

www.novusbio.com  
Technical Support: nb-technical@bio-techne.com  
Orders: nb-customerservice@bio-techne.com  
General: novus@novusbio.com

### **Products Related to NBP3-26406-100ul**

---

NBP2-33376H	Blue Marker Antibody (6F4-F6) [HRP]
HAF008	Goat anti-Rabbit IgG Secondary Antibody [HRP]
NB7160	Goat anti-Rabbit IgG (H+L) Secondary Antibody [HRP]
NBP2-24891	Rabbit IgG Isotype Control

---

### **Limitations**

This product is for research use only and is not approved for use in humans or in clinical diagnosis. Primary Antibodies are guaranteed for 1 year from date of receipt.

For more information on our 100% guarantee, please visit [www.novusbio.com/guarantee](http://www.novusbio.com/guarantee)

Earn gift cards/discounts by submitting a review: [www.novusbio.com/reviews/submit/NBP3-26406](http://www.novusbio.com/reviews/submit/NBP3-26406)

Earn gift cards/discounts by submitting a publication using this product:  
[www.novusbio.com/publications](http://www.novusbio.com/publications)

