

Product Datasheet

RSK1 [p Thr359, p Ser363] Antibody (1B6) - BSA Free NBP3-26394-100ul

Unit Size: 100 ul

Store at -20 to -70C. Avoid freeze-thaw cycles.

www.novusbio.com



technical@novusbio.com

Protocols, Publications, Related Products, Reviews, Research Tools and Images at:
www.novusbio.com/NBP3-26394

Updated 2/24/2026 v.20.1

Earn rewards for product
reviews and publications.

Submit a publication at www.novusbio.com/publications

Submit a review at www.novusbio.com/reviews/destination/NBP3-26394



NBP3-26394-100ul

RSK1 [p Thr359, p Ser363] Antibody (1B6) - BSA Free

Product Information	
Unit Size	100 ul
Concentration	Please see the vial label for concentration. If unlisted please contact technical services.
Storage	Store at -20 to -70C. Avoid freeze-thaw cycles.
Clonality	Monoclonal
Clone	1B6
Preservative	0.02% Sodium Azide
Isotype	IgG
Purity	Affinity purified
Buffer	PBS, pH 7.4, 150mM NaCl, and 50% glycerol

Product Description	
Description	Novus Biologicals Rabbit RSK1 [p Thr359, p Ser363] Antibody (1B6) - BSA Free (NBP3-26394) is a recombinant monoclonal antibody validated for use in WB, ELISA, ICC/IF and IP. All Novus Biologicals antibodies are covered by our 100% guarantee.
Host	Rabbit
Gene ID	6195
Gene Symbol	RPS6KA1
Species	Human
Immunogen	A synthesized peptide derived from Human RSK1 [p Thr359, p Ser363] [UniProt Q15418]

Product Application Details	
Applications	Western Blot, ELISA, Immunocytochemistry/ Immunofluorescence, Immunoprecipitation
Recommended Dilutions	Western Blot 1:500-1:5000, ELISA, Immunocytochemistry/ Immunofluorescence 1:20-1:200, Immunoprecipitation 1:200-1:1000




Images

Immunoprecipitation: RSK1 [p Thr359, p Ser363] Antibody (1B6) [NBP3-26394] - Immunoprecipitating RSK1 [p Thr359, p Ser363] in Hela whole cell lysate.

Lane 1: Rabbit control IgG (1ug) instead of NBP3-26394 in Hela whole cell lysate. For western blotting, a HRP-conjugated Protein G antibody was used as the secondary antibody (1/2000).

Lane 2: NBP3-26394 (3ug) + Hela whole cell lysate (1 mg).

Lane 3: Hela whole cell lysate (20ug).



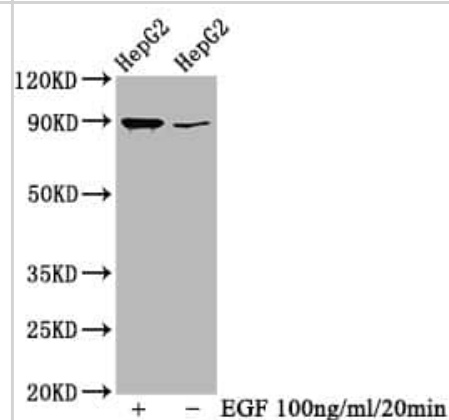
Western Blot: RSK1 [p Thr359, p Ser363] Antibody (1B6) [NBP3-26394] - Positive Western Blot detected in HepG2 whole cell lysate (treated with EGF or not).

All lanes: RSK1 [p Thr359, p Ser363] Antibody at 0.69ug/ml.

Secondary: Goat polyclonal to rabbit IgG at 1/50000 dilution.

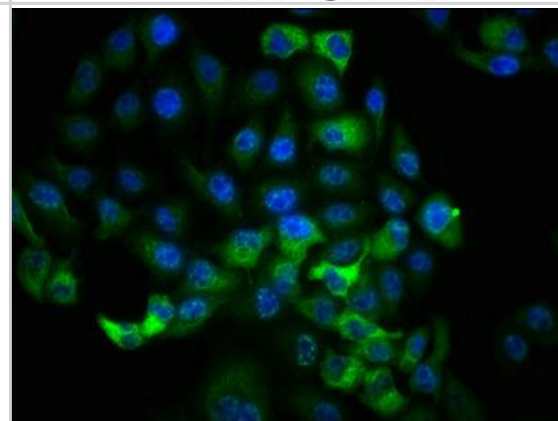
Predicted band size: 90 KDa

Observed band size: 90 KDa



Immunocytochemistry/Immunofluorescence: RSK1 [p Thr359, p Ser363] Antibody (1B6) [NBP3-26394] - Staining of Hela cells with RSK1 [p Thr359, p Ser363] Antibody (1B6) at 1:100, counter-stained with DAPI.

The cells were fixed in 4% formaldehyde, permeabilized using 0.2% Triton X-100 and blocked in 10% normal Goat Serum. The cells were then incubated with the antibody overnight at 4C. The secondary antibody was Alexa Fluor 488-conjugated Goat Anti-Rabbit IgG (H+L).





Novus Biologicals USA

10730 E. Briarwood Avenue
Centennial, CO 80112
USA
Phone: 303.730.1950
Toll Free: 1.888.506.6887
Fax: 303.730.1966
nb-customerservice@bio-techne.com

Bio-Techne Canada

21 Canmotor Ave
Toronto, ON M8Z 4E6
Canada
Phone: 905.827.6400
Toll Free: 855.668.8722
Fax: 905.827.6402
canada.inquires@bio-techne.com

Bio-Techne Ltd

19 Barton Lane
Abingdon Science Park
Abingdon, OX14 3NB, United Kingdom
Phone: (44) (0) 1235 529449
Free Phone: 0800 37 34 15
Fax: (44) (0) 1235 533420
info.EMEA@bio-techne.com

General Contact Information

www.novusbio.com
Technical Support: nb-technical@bio-techne.com
Orders: nb-customerservice@bio-techne.com
General: novus@novusbio.com

Products Related to NBP3-26394-100ul

NBP2-33376H	Blue Marker Antibody (6F4-F6) [HRP]
HAF008	Goat anti-Rabbit IgG Secondary Antibody [HRP]
NB7160	Goat anti-Rabbit IgG (H+L) Secondary Antibody [HRP]
NBP2-24891	Rabbit IgG Isotype Control

Limitations

This product is for research use only and is not approved for use in humans or in clinical diagnosis. Primary Antibodies are guaranteed for 1 year from date of receipt.

For more information on our 100% guarantee, please visit www.novusbio.com/guarantee

Earn gift cards/discounts by submitting a review: www.novusbio.com/reviews/submit/NBP3-26394

Earn gift cards/discounts by submitting a publication using this product:
www.novusbio.com/publications

