

Product Datasheet

Semaphorin 4D/CD100 Antibody (21E8) - BSA Free NBP3-26330-100ul

Unit Size: 100 ul

Store at -20 to -70C. Avoid freeze-thaw cycles.

www.novusbio.com



technical@novusbio.com

Protocols, Publications, Related Products, Reviews, Research Tools and Images at:
www.novusbio.com/NBP3-26330

Updated 2/24/2026 v.20.1

Earn rewards for product
reviews and publications.

Submit a publication at www.novusbio.com/publications

Submit a review at www.novusbio.com/reviews/destination/NBP3-26330



NBP3-26330-100ul

Semaphorin 4D/CD100 Antibody (21E8) - BSA Free

Product Information	
Unit Size	100 ul
Concentration	Please see the vial label for concentration. If unlisted please contact technical services.
Storage	Store at -20 to -70C. Avoid freeze-thaw cycles.
Clonality	Monoclonal
Clone	21E8
Preservative	0.03% Proclin 300
Isotype	IgG4 (S228P)
Purity	Affinity purified
Buffer	50% Glycerol, 0.01M PBS, PH 7.4

Product Description	
Description	Novus Biologicals Human Semaphorin 4D/CD100 Antibody (21E8) - BSA Free (NBP3-26330) is a recombinant monoclonal antibody validated for use in ELISA and Flow. All Novus Biologicals antibodies are covered by our 100% guarantee.
Host	Human
Gene ID	10507
Gene Symbol	SEMA4D
Species	Human
Immunogen	Recombinant Human Semaphorin 4D/CD100 protein [UniProt Q92854]

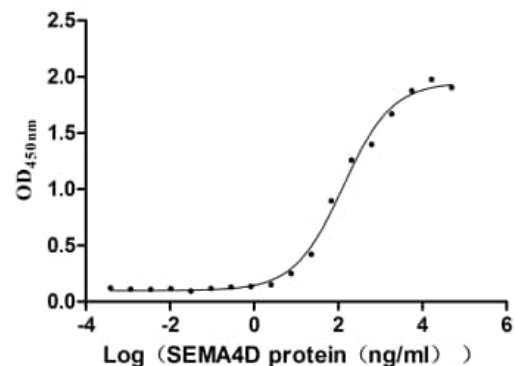
Product Application Details	
Applications	ELISA, Flow Cytometry
Recommended Dilutions	Flow Cytometry 1:50-1:200, ELISA



Images

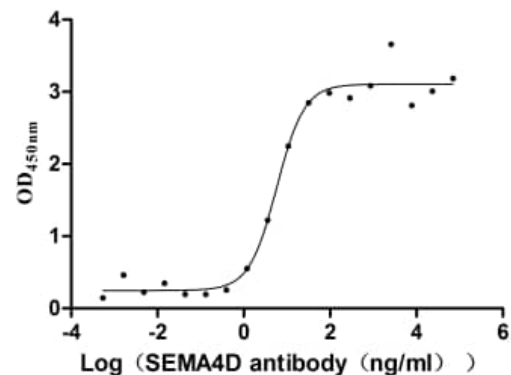
ELISA: Semaphorin 4D/CD100 Antibody (21E8) [NBP3-26330] - The Binding Activity of Mouse Semaphorin 4D/CD100 with Semaphorin 4D/CD100 Antibody.

Activity: Measured by its binding ability in a functional ELISA. Immobilized Mouse Semaphorin 4D/CD100 at 2 ug/mL can bind Semaphorin 4D/CD100 Antibody, the EC50 is 98.14-174.8 ng/mL.



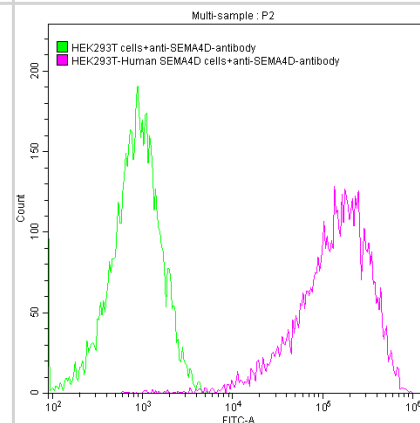
ELISA: Semaphorin 4D/CD100 Antibody (21E8) [NBP3-26330] - The Binding Activity of Human Semaphorin 4D/CD100 with Semaphorin 4D/CD100 Antibody.

Activity: Measured by its binding ability in a functional ELISA. Immobilized Human Semaphorin 4D/CD100 at 2 ug/mL can bind Semaphorin 4D/CD100 Antibody, the EC50 is 1.082-4.805 ng/mL.



Flow Cytometry: Semaphorin 4D/CD100 Antibody (21E8) [NBP3-26330]

- Untransfected HEK293T cells (green line) and transfected Human SEMA4D HEK293T stable cells (red line) were stained with anti-SEMA4D antibody (2ug/1*10⁶ cells), washed and then followed by FITC-conjugated anti-Human IgG Fc antibody and analyzed with flow cytometry.





Novus Biologicals USA

10730 E. Briarwood Avenue
Centennial, CO 80112
USA
Phone: 303.730.1950
Toll Free: 1.888.506.6887
Fax: 303.730.1966
nb-customerservice@bio-techne.com

Bio-Techne Canada

21 Canmotor Ave
Toronto, ON M8Z 4E6
Canada
Phone: 905.827.6400
Toll Free: 855.668.8722
Fax: 905.827.6402
canada.inquires@bio-techne.com

Bio-Techne Ltd

19 Barton Lane
Abingdon Science Park
Abingdon, OX14 3NB, United Kingdom
Phone: (44) (0) 1235 529449
Free Phone: 0800 37 34 15
Fax: (44) (0) 1235 533420
info.EMEA@bio-techne.com

General Contact Information

www.novusbio.com
Technical Support: nb-technical@bio-techne.com
Orders: nb-customerservice@bio-techne.com
General: novus@novusbio.com

Products Related to NBP3-26330-100ul

G-102-C	Goat anti-Human IgG Secondary Antibody [Unconjugated]
NB7446	Goat anti-Human IgG Fc Secondary Antibody
NBP1-86704PEP	Semaphorin 4D/CD100 Recombinant Protein Antigen
7268-CT-100	CTLA-4 [Unconjugated]

Limitations

This product is for research use only and is not approved for use in humans or in clinical diagnosis. Primary Antibodies are guaranteed for 1 year from date of receipt.

For more information on our 100% guarantee, please visit www.novusbio.com/guarantee

Earn gift cards/discounts by submitting a review: www.novusbio.com/reviews/submit/NBP3-26330

Earn gift cards/discounts by submitting a publication using this product:
www.novusbio.com/publications

