

Product Datasheet

HSP90 beta Antibody (7F4) - BSA Free NBP3-26215-100ul

Unit Size: 100 ul

Store at -20 to -70C. Avoid freeze-thaw cycles.

www.novusbio.com



technical@novusbio.com

Protocols, Publications, Related Products, Reviews, Research Tools and Images at:
www.novusbio.com/NBP3-26215

Updated 2/24/2026 v.20.1

Earn rewards for product
reviews and publications.

Submit a publication at www.novusbio.com/publications

Submit a review at www.novusbio.com/reviews/destination/NBP3-26215



NBP3-26215-100ul

HSP90 beta Antibody (7F4) - BSA Free

Product Information	
Unit Size	100 ul
Concentration	Please see the vial label for concentration. If unlisted please contact technical services.
Storage	Store at -20 to -70C. Avoid freeze-thaw cycles.
Clonality	Monoclonal
Clone	7F4
Preservative	0.02% Sodium Azide
Isotype	IgG
Purity	Affinity purified
Buffer	PBS, pH 7.4, 150mM NaCl, and 50% glycerol

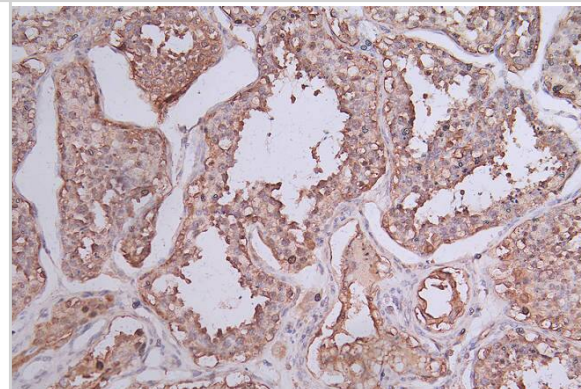
Product Description	
Description	Novus Biologicals Rabbit HSP90 beta Antibody (7F4) - BSA Free (NBP3-26215) is a recombinant monoclonal antibody validated for use in IHC, ELISA and Flow. All Novus Biologicals antibodies are covered by our 100% guarantee.
Host	Rabbit
Gene ID	3326
Gene Symbol	HSP90AB1
Species	Human
Immunogen	A synthesized peptide derived from Human HSP90 beta [UniProt P08238]

Product Application Details	
Applications	ELISA, Flow Cytometry, Immunohistochemistry
Recommended Dilutions	Flow Cytometry 1:50-1:200, ELISA, Immunohistochemistry 1:50-1:200

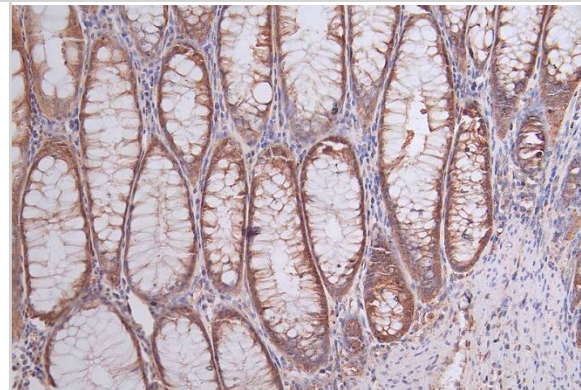


Images

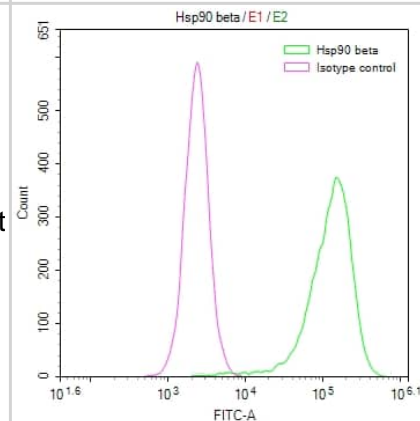
Immunohistochemistry: HSP90 beta Antibody (7F4) [NBP3-26215] - Image of HSP90 beta Antibody (7F4) diluted at 1:50 and staining in paraffin-embedded human testis tissue performed. After dewaxing and hydration, antigen retrieval was mediated by high pressure in a citrate buffer (pH 6.0). Section was blocked with 10% normal goat serum 30min at RT. Then primary antibody (1% BSA) was incubated at 4°C overnight. The primary is detected by a Goat anti-rabbit polymer IgG labeled by HRP and visualized using 0.74% DAB.



Immunohistochemistry: HSP90 beta Antibody (7F4) [NBP3-26215] - Image of HSP90 beta Antibody (7F4) diluted at 1:50 and staining in paraffin-embedded human testis tissue performed. After dewaxing and hydration, antigen retrieval was mediated by high pressure in a citrate buffer (pH 6.0). Section was blocked with 10% normal goat serum 30min at RT. Then primary antibody (1% BSA) was incubated at 4°C overnight. The primary is detected by a Goat anti-rabbit polymer IgG labeled by HRP and visualized using 0.74% DAB.



Flow Cytometry: HSP90 beta Antibody (7F4) [NBP3-26215] - Overlay Peak curve showing Hela cells stained with HSP90 beta Antibody (7F4) (red line) at 1:50. The cells were fixed in 4% formaldehyde and permeated by 0.2% Triton X-100. Then 10% normal goat serum to block non-specific protein-protein interactions followed by the antibody (1ug/1*10⁶ cells) for 45min at 4C. The secondary antibody used was FITC-conjugated Goat Anti-rabbit IgG (H+L) at 1:200 dilution for 35min at 4C. Control antibody (green line) was rabbit IgG (1ug/1*10⁶ cells) used under the same conditions. Acquisition of >10,000 events was performed.





Novus Biologicals USA

10730 E. Briarwood Avenue
Centennial, CO 80112
USA
Phone: 303.730.1950
Toll Free: 1.888.506.6887
Fax: 303.730.1966
nb-customerservice@bio-techne.com

Bio-Techne Canada

21 Canmotor Ave
Toronto, ON M8Z 4E6
Canada
Phone: 905.827.6400
Toll Free: 855.668.8722
Fax: 905.827.6402
canada.inquires@bio-techne.com

Bio-Techne Ltd

19 Barton Lane
Abingdon Science Park
Abingdon, OX14 3NB, United Kingdom
Phone: (44) (0) 1235 529449
Free Phone: 0800 37 34 15
Fax: (44) (0) 1235 533420
info.EMEA@bio-techne.com

General Contact Information

www.novusbio.com
Technical Support: nb-technical@bio-techne.com
Orders: nb-customerservice@bio-techne.com
General: novus@novusbio.com

Products Related to NBP3-26215-100ul

HAF008	Goat anti-Rabbit IgG Secondary Antibody [HRP]
NB7160	Goat anti-Rabbit IgG (H+L) Secondary Antibody [HRP]
NBP2-24891	Rabbit IgG Isotype Control
NBP1-77561PEP	HSP90 beta Antibody Blocking Peptide

Limitations

This product is for research use only and is not approved for use in humans or in clinical diagnosis. Primary Antibodies are guaranteed for 1 year from date of receipt.

For more information on our 100% guarantee, please visit www.novusbio.com/guarantee

Earn gift cards/discounts by submitting a review: www.novusbio.com/reviews/submit/NBP3-26215

Earn gift cards/discounts by submitting a publication using this product:
www.novusbio.com/publications

