

Product Datasheet

Gr-1/Ly-6G Antibody (8I8) - BSA Free NBP3-26160-100ul

Unit Size: 100 ul

Store at -20 to -70C. Avoid freeze-thaw cycles.

www.novusbio.com



technical@novusbio.com

Protocols, Publications, Related Products, Reviews, Research Tools and Images at:
www.novusbio.com/NBP3-26160

Updated 2/24/2026 v.20.1

Earn rewards for product
reviews and publications.

Submit a publication at www.novusbio.com/publications

Submit a review at www.novusbio.com/reviews/destination/NBP3-26160



NBP3-26160-100ul

Gr-1/Ly-6G Antibody (8I8) - BSA Free

Product Information	
Unit Size	100 ul
Concentration	Please see the vial label for concentration. If unlisted please contact technical services.
Storage	Store at -20 to -70C. Avoid freeze-thaw cycles.
Clonality	Monoclonal
Clone	8I8
Preservative	0.03% Proclin 300
Isotype	IgG1
Purity	Affinity purified
Buffer	50% Glycerol, 0.01M PBS, PH 7.4

Product Description	
Description	Novus Biologicals Human Gr-1/Ly-6G Antibody (8I8) - BSA Free (NBP3-26160) is a recombinant monoclonal antibody validated for use in ELISA and Flow. All Novus Biologicals antibodies are covered by our 100% guarantee.
Host	Human
Gene ID	546644
Gene Symbol	Ly6g
Species	Human, Cynomolgus Monkey
Immunogen	Recombinant Human Gr-1/Ly-6G protein [UniProt O95868]

Product Application Details	
Applications	ELISA, Flow Cytometry
Recommended Dilutions	Flow Cytometry, ELISA

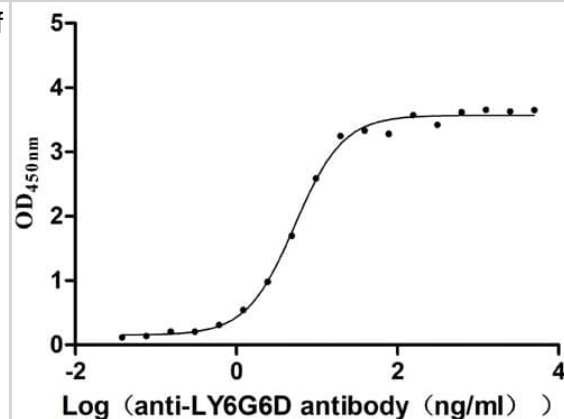


Images

ELISA: Gr-1/Ly-6G Antibody (818) [NBP3-26160] - The Binding Activity of Gr-1/Ly-6G with Gr-1/Ly-6G Antibody.

Activity: Measured by its binding ability in a functional ELISA.

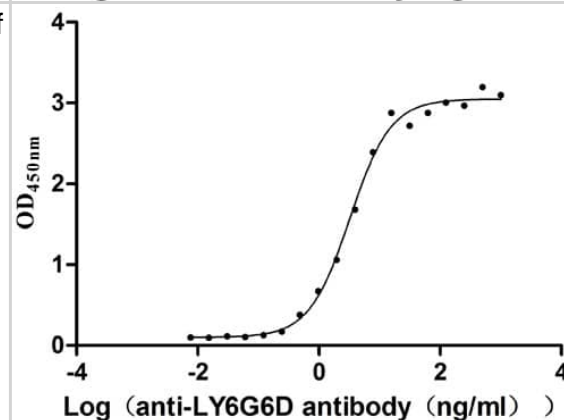
Immobilized cynomolgus monkey Gr-1/Ly-6G at 2 ug/mL can bind Gr-1/Ly-6G Antibody, the EC50 is 3.963-7.154 ng/mL.



ELISA: Gr-1/Ly-6G Antibody (818) [NBP3-26160] - The Binding Activity of Gr-1/Ly-6G with Gr-1/Ly-6G Antibody.

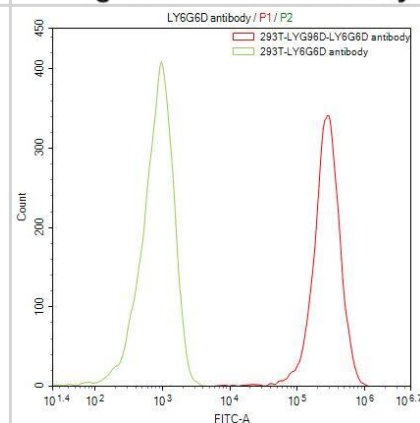
Activity: Measured by its binding ability in a functional ELISA.

Immobilized Human Gr-1/Ly-6G at 2 ug/mL can bind Gr-1/Ly-6G Antibody, the EC50 is 2.816-3.741 ng/mL.



Flow Cytometry: Gr-1/Ly-6G Antibody (818) [NBP3-26160] -

Untransfected HEK293T cells (green line) and transfected Human LY6G6D HEK293T stable cells (red line) were stained with anti-LY6G6D antibody (Gr-1/Ly-6G Antibody (818)) (2ug/1*10⁶ cells), washed and then followed by FITC-conjugated anti-Human IgG Fc antibody and analyzed with flow cytometry.





Novus Biologicals USA

10730 E. Briarwood Avenue
Centennial, CO 80112
USA
Phone: 303.730.1950
Toll Free: 1.888.506.6887
Fax: 303.730.1966
nb-customerservice@bio-techne.com

Bio-Techne Canada

21 Canmotor Ave
Toronto, ON M8Z 4E6
Canada
Phone: 905.827.6400
Toll Free: 855.668.8722
Fax: 905.827.6402
canada.inquires@bio-techne.com

Bio-Techne Ltd

19 Barton Lane
Abingdon Science Park
Abingdon, OX14 3NB, United Kingdom
Phone: (44) (0) 1235 529449
Free Phone: 0800 37 34 15
Fax: (44) (0) 1235 533420
info.EMEA@bio-techne.com

General Contact Information

www.novusbio.com
Technical Support: nb-technical@bio-techne.com
Orders: nb-customerservice@bio-techne.com
General: novus@novusbio.com

Products Related to NBP3-26160-100ul

G-102-C	Goat anti-Human IgG Secondary Antibody [Unconjugated]
NB7446	Goat anti-Human IgG Fc Secondary Antibody
DDXCH01P-100	Human IgG1 Isotype Control
210-TA-005	TNF-alpha [Unconjugated]

Limitations

This product is for research use only and is not approved for use in humans or in clinical diagnosis. Primary Antibodies are guaranteed for 1 year from date of receipt.

For more information on our 100% guarantee, please visit www.novusbio.com/guarantee

Earn gift cards/discounts by submitting a review: www.novusbio.com/reviews/submit/NBP3-26160

Earn gift cards/discounts by submitting a publication using this product:
www.novusbio.com/publications

