

# Product Datasheet

## Histone H3.1 [Monomethyl Arg2] Antibody (4G5) - BSA Free NBP3-26130-100ul

Unit Size: 100 ul

Store at -20 to -70C. Avoid freeze-thaw cycles.

[www.novusbio.com](http://www.novusbio.com)



[technical@novusbio.com](mailto:technical@novusbio.com)

Protocols, Publications, Related Products, Reviews, Research Tools and Images at:  
[www.novusbio.com/NBP3-26130](http://www.novusbio.com/NBP3-26130)

Updated 2/24/2026 v.20.1

Earn rewards for product reviews and publications.

Submit a publication at [www.novusbio.com/publications](http://www.novusbio.com/publications)

Submit a review at [www.novusbio.com/reviews/destination/NBP3-26130](http://www.novusbio.com/reviews/destination/NBP3-26130)



**NBP3-26130-100ul**

Histone H3.1 [Monomethyl Arg2] Antibody (4G5) - BSA Free

<b>Product Information</b>	
<b>Unit Size</b>	100 ul
<b>Concentration</b>	Please see the vial label for concentration. If unlisted please contact technical services.
<b>Storage</b>	Store at -20 to -70C. Avoid freeze-thaw cycles.
<b>Clonality</b>	Monoclonal
<b>Clone</b>	4G5
<b>Preservative</b>	0.02% Sodium Azide
<b>Isotype</b>	IgG
<b>Purity</b>	Affinity purified
<b>Buffer</b>	PBS, pH 7.4, 150mM NaCl, and 50% glycerol
<b>Product Description</b>	
<b>Description</b>	Novus Biologicals Rabbit Histone H3.1 [Monomethyl Arg2] Antibody (4G5) - BSA Free (NBP3-26130) is a recombinant monoclonal antibody validated for use in WB, ELISA and ICC/IF. All Novus Biologicals antibodies are covered by our 100% guarantee.
<b>Host</b>	Rabbit
<b>Gene ID</b>	8353
<b>Gene Symbol</b>	H3C6
<b>Species</b>	Human
<b>Immunogen</b>	Synthesized peptide [UniProt P68431]
<b>Product Application Details</b>	
<b>Applications</b>	Western Blot, ELISA, Immunocytochemistry/ Immunofluorescence
<b>Recommended Dilutions</b>	Western Blot 1:500-1:2000, ELISA, Immunocytochemistry/ Immunofluorescence 1:50-1:500



## Images

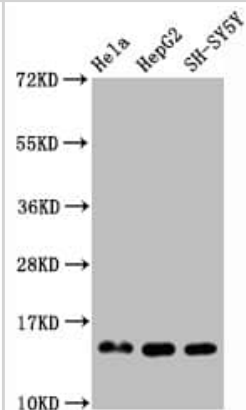
Western Blot: Histone H3.1 [Monomethyl Arg2] Antibody (4G5) [NBP3-26130] - Positive Western Blot detected in HeLa whole cell lysate. HepG2 whole cell lysate. SH-SY5Y whole cell lysate.

All lanes: Histone H3.1 [Monomethyl Arg2] Antibody at 0.95ug/ml.

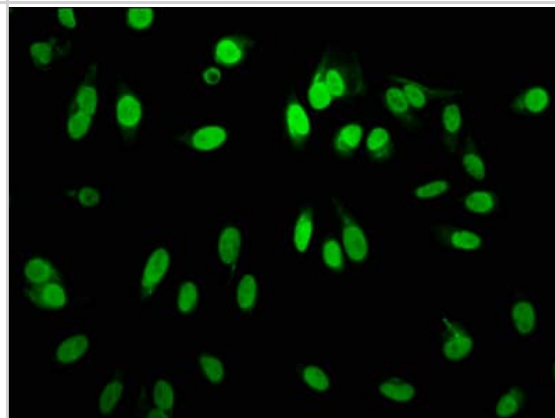
Secondary: Goat polyclonal to rabbit IgG at 1/50000 dilution.

Predicted band size: 15 KDa

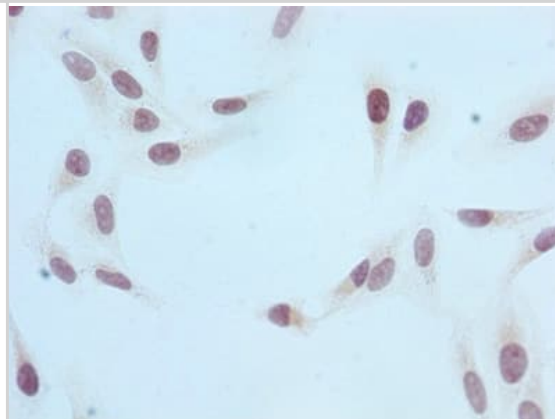
Observed band size: 15 KDa



Immunocytochemistry/Immunofluorescence: Histone H3.1 [Monomethyl Arg2] Antibody (4G5) [NBP3-26130] - Staining of HeLa cells with Histone H3.1 [Monomethyl Arg2] Antibody (4G5) at 1:60, counter-stained with DAPI. The cells were fixed in 4% formaldehyde, permeabilized using 0.2% Triton X-100 and blocked in 10% normal Goat Serum. The cells were then incubated with the antibody overnight at 4C. The secondary antibody was Alexa Fluor 488-conjugated Goat Anti-Rabbit IgG (H+L).



Immunocytochemistry/Immunofluorescence: Histone H3.1 [Monomethyl Arg2] Antibody (4G5) [NBP3-26130] - Analysis of Histone H3.1 [Monomethyl Arg2] Antibody (4G5) diluted at 1:100 and staining in HeLa cells. After dewaxing and hydration, antigen retrieval was mediated by high pressure in a citrate buffer (pH 6.0). Section was blocked with 10% normal goat serum 30min at RT. Then primary antibody (1% BSA) was incubated at 4C overnight. The primary is detected by a biotinylated secondary antibody and visualized using an HRP conjugated SP system.





### **Novus Biologicals USA**

10730 E. Briarwood Avenue  
Centennial, CO 80112  
USA  
Phone: 303.730.1950  
Toll Free: 1.888.506.6887  
Fax: 303.730.1966  
nb-customerservice@bio-techne.com

### **Bio-Techne Canada**

21 Canmotor Ave  
Toronto, ON M8Z 4E6  
Canada  
Phone: 905.827.6400  
Toll Free: 855.668.8722  
Fax: 905.827.6402  
canada.inquires@bio-techne.com

### **Bio-Techne Ltd**

19 Barton Lane  
Abingdon Science Park  
Abingdon, OX14 3NB, United Kingdom  
Phone: (44) (0) 1235 529449  
Free Phone: 0800 37 34 15  
Fax: (44) (0) 1235 533420  
info.EMEA@bio-techne.com

### **General Contact Information**

www.novusbio.com  
Technical Support: nb-technical@bio-techne.com  
Orders: nb-customerservice@bio-techne.com  
General: novus@novusbio.com

### **Products Related to NBP3-26130-100ul**

---

NBP2-33376H	Blue Marker Antibody (6F4-F6) [HRP]
HAF008	Goat anti-Rabbit IgG Secondary Antibody [HRP]
NB7160	Goat anti-Rabbit IgG (H+L) Secondary Antibody [HRP]
NBP2-24891	Rabbit IgG Isotype Control

---

### **Limitations**

This product is for research use only and is not approved for use in humans or in clinical diagnosis. Primary Antibodies are guaranteed for 1 year from date of receipt.

For more information on our 100% guarantee, please visit [www.novusbio.com/guarantee](http://www.novusbio.com/guarantee)

Earn gift cards/discounts by submitting a review: [www.novusbio.com/reviews/submit/NBP3-26130](http://www.novusbio.com/reviews/submit/NBP3-26130)

Earn gift cards/discounts by submitting a publication using this product:  
[www.novusbio.com/publications](http://www.novusbio.com/publications)

