

# Product Datasheet

## Histone H2AX [p Ser139] Antibody (RM224) - Azide and BSA Free NBP3-26030

Unit Size: 100 ug

Store at -20C. Avoid freeze-thaw cycles.

[www.novusbio.com](http://www.novusbio.com)



[technical@novusbio.com](mailto:technical@novusbio.com)

Protocols, Publications, Related Products, Reviews, Research Tools and Images at:  
[www.novusbio.com/NBP3-26030](http://www.novusbio.com/NBP3-26030)

Updated 9/9/2025 v.20.1

Earn rewards for product  
reviews and publications.

Submit a publication at [www.novusbio.com/publications](http://www.novusbio.com/publications)

Submit a review at [www.novusbio.com/reviews/destination/NBP3-26030](http://www.novusbio.com/reviews/destination/NBP3-26030)



**NBP3-26030**

Histone H2AX [p Ser139] Antibody (RM224) - Azide and BSA Free

Product Information	
Unit Size	100 ug
Concentration	1 mg/ml
Storage	Store at -20C. Avoid freeze-thaw cycles.
Clonality	Monoclonal
Clone	RM224
Preservative	No Preservative
Isotype	IgG
Purity	Protein A purified
Buffer	PBS

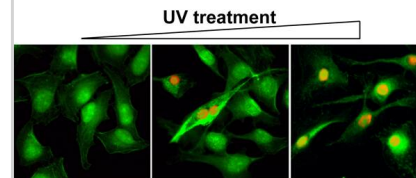
Product Description	
Description	Novus Biologicals Rabbit Histone H2AX [p Ser139] Antibody (RM224) - Azide and BSA Free (NBP3-18533) is a recombinant monoclonal antibody validated for use in Multiplex Immunofluorescence, WB, ELISA and ICC/IF. All Novus Biologicals antibodies are covered by our 100% guarantee.
Host	Rabbit
Gene ID	3014
Gene Symbol	H2AX
Species	Human, Vertebrate
Specificity/Sensitivity	This antibody reacts to Histone H2AX only when phosphorylated at serine 139. No cross reactivity with other phosphorylated histones.
Immunogen	A phospho-peptide corresponding to Histone H2AX [Ser139]

Product Application Details	
Applications	Western Blot, ELISA, Immunocytochemistry/ Immunofluorescence, Multiplex Immunofluorescence
Recommended Dilutions	Western Blot 0.5 ug/mL - 2 ug/mL, ELISA 0.2 ug/mL - 1 ug/mL, Immunocytochemistry/ Immunofluorescence 0.5 ug/mL - 2 ug/mL, Multiplex Immunofluorescence

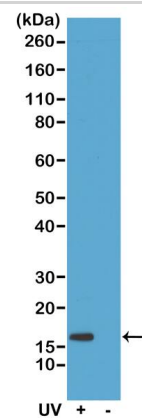


## Images

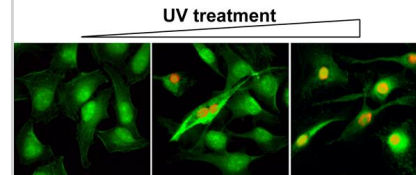
Immunocytochemistry/ Immunofluorescence: Histone H2AX [p Ser139] Antibody (RM224) - Azide and BSA Free [NBP3-26030] - Immunocytochemistry of HeLa cells using Clone RM224 (red). Actin filaments have been labeled with fluorescein phalloidin (green).



Western Blot: Histone H2AX [p Ser139] Antibody (RM224) - Azide and BSA Free [NBP3-26030] - Western Blot of acid extracts of HeLa cells treated or non-treated with UV, using RM224 at 0.5 ug/mL, showed a band of Histone H2AX phosphorylated at serine 139 in HeLa cells.



Immunocytochemistry/ Immunofluorescence: Histone H2AX [p Ser139] Antibody (RM224) - Azide and BSA Free [NBP3-26030] - Immunocytochemistry of HeLa cells using Clone RM224 (red). Actin filaments have been labeled with fluorescein phalloidin (green).





### **Novus Biologicals USA**

10730 E. Briarwood Avenue  
Centennial, CO 80112  
USA  
Phone: 303.730.1950  
Toll Free: 1.888.506.6887  
Fax: 303.730.1966  
nb-customerservice@bio-techne.com

### **Bio-Techne Canada**

21 Canmotor Ave  
Toronto, ON M8Z 4E6  
Canada  
Phone: 905.827.6400  
Toll Free: 855.668.8722  
Fax: 905.827.6402  
canada.inquires@bio-techne.com

### **Bio-Techne Ltd**

19 Barton Lane  
Abingdon Science Park  
Abingdon, OX14 3NB, United Kingdom  
Phone: (44) (0) 1235 529449  
Free Phone: 0800 37 34 15  
Fax: (44) (0) 1235 533420  
info.EMEA@bio-techne.com

### **General Contact Information**

www.novusbio.com  
Technical Support: nb-technical@bio-techne.com  
Orders: nb-customerservice@bio-techne.com  
General: novus@novusbio.com

### **Products Related to NBP3-26030**

---

NBP2-33376H	Blue Marker Antibody (6F4-F6) [HRP]
HAF008	Goat anti-Rabbit IgG Secondary Antibody [HRP]
NB7160	Goat anti-Rabbit IgG (H+L) Secondary Antibody [HRP]
NBP2-24891	Rabbit IgG Isotype Control

---

### **Limitations**

This product is for research use only and is not approved for use in humans or in clinical diagnosis. Primary Antibodies are guaranteed for 1 year from date of receipt.

For more information on our 100% guarantee, please visit [www.novusbio.com/guarantee](http://www.novusbio.com/guarantee)

Earn gift cards/discounts by submitting a review: [www.novusbio.com/reviews/submit/NBP3-26030](http://www.novusbio.com/reviews/submit/NBP3-26030)

Earn gift cards/discounts by submitting a publication using this product:  
[www.novusbio.com/publications](http://www.novusbio.com/publications)

