

Product Datasheet

Histone H2A.Z [ac Lys4] Antibody (RM221) - Azide and BSA Free NBP3-26025

Unit Size: 100 ug

Store at -20C. Avoid freeze-thaw cycles.

www.novusbio.com



technical@novusbio.com

Protocols, Publications, Related Products, Reviews, Research Tools and Images at:
www.novusbio.com/NBP3-26025

Updated 9/9/2025 v.20.1

Earn rewards for product reviews and publications.

Submit a publication at www.novusbio.com/publications

Submit a review at www.novusbio.com/reviews/destination/NBP3-26025



NBP3-26025

Histone H2A.Z [ac Lys4] Antibody (RM221) - Azide and BSA Free

Product Information	
Unit Size	100 ug
Concentration	1 mg/ml
Storage	Store at -20C. Avoid freeze-thaw cycles.
Clonality	Monoclonal
Clone	RM221
Preservative	No Preservative
Isotype	IgG
Purity	Protein A purified
Buffer	PBS

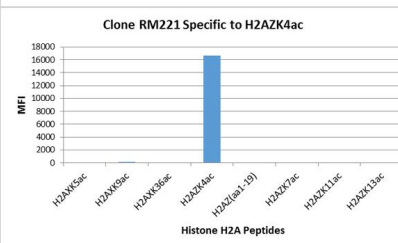
Product Description	
Description	Novus Biologicals Rabbit Histone H2A.Z [ac Lys4] Antibody (RM221) - Azide and BSA Free (NBP2-61483) is a recombinant monoclonal antibody validated for use in Multiplex Immunofluorescence, WB, ELISA and ICC/IF. All Novus Biologicals antibodies are covered by our 100% guarantee.
Host	Rabbit
Gene ID	3015
Gene Symbol	H2AZ1
Species	Vertebrate
Specificity/Sensitivity	This antibody reacts to Histone H2A.Z acetylated at Lysine 4. No cross reactivity with non-modified Lysine 4 or other acetylated Lysines in histone H2A.
Immunogen	An acetyl-peptide corresponding to Histone H2A.Z [ac Lys4]

Product Application Details	
Applications	Western Blot, ELISA, Immunocytochemistry/ Immunofluorescence, Multiplex Immunofluorescence
Recommended Dilutions	Western Blot 0.5 ug/ml - 2 ug/ml, ELISA 0.2 ug/ml - 1 ug/ml, Immunocytochemistry/ Immunofluorescence 1 ug/ml - 2 ug/ml, Multiplex Immunofluorescence

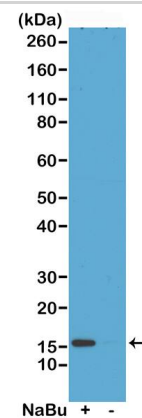


Images

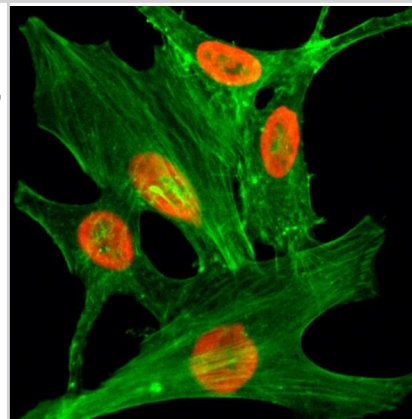
Multiplex Immunoassay: Histone H2A.Z [ac Lys4] Antibody (RM221) - Azide and BSA Free [NBP3-26025] - RM221 specifically reacts to Histone H2A.Z acetylated at Lysine 4. No cross reactivity with non-modified Lysine 4 or other acetylated Lysines in histone H2A.



Western Blot: Histone H2A.Z [ac Lys4] Antibody (RM221) - Azide and BSA Free [NBP3-26025] - Western Blot of acid extracts from HeLa cells treated (+) or untreated (-) with sodium butyrate, using Clone RM221 at 0.5 ug/mL.



Immunocytochemistry/ Immunofluorescence: Histone H2A.Z [ac Lys4] Antibody (RM221) - Azide and BSA Free [NBP3-26025] - Immunocytochemical staining of HeLa cells treated with sodium butyrate, using Clone RM221 (red). Actin filaments have been labeled with fluorescein phalloidin (green).





Novus Biologicals USA

10730 E. Briarwood Avenue
Centennial, CO 80112
USA
Phone: 303.730.1950
Toll Free: 1.888.506.6887
Fax: 303.730.1966
nb-customerservice@bio-techne.com

Bio-Techne Canada

21 Canmotor Ave
Toronto, ON M8Z 4E6
Canada
Phone: 905.827.6400
Toll Free: 855.668.8722
Fax: 905.827.6402
canada.inquires@bio-techne.com

Bio-Techne Ltd

19 Barton Lane
Abingdon Science Park
Abingdon, OX14 3NB, United Kingdom
Phone: (44) (0) 1235 529449
Free Phone: 0800 37 34 15
Fax: (44) (0) 1235 533420
info.EMEA@bio-techne.com

General Contact Information

www.novusbio.com
Technical Support: nb-technical@bio-techne.com
Orders: nb-customerservice@bio-techne.com
General: novus@novusbio.com

Products Related to NBP3-26025

NBP2-33376H	Blue Marker Antibody (6F4-F6) [HRP]
HAF008	Goat anti-Rabbit IgG Secondary Antibody [HRP]
NB7160	Goat anti-Rabbit IgG (H+L) Secondary Antibody [HRP]
NBP2-24891	Rabbit IgG Isotype Control

Limitations

This product is for research use only and is not approved for use in humans or in clinical diagnosis. Primary Antibodies are guaranteed for 1 year from date of receipt.

For more information on our 100% guarantee, please visit www.novusbio.com/guarantee

Earn gift cards/discounts by submitting a review: www.novusbio.com/reviews/submit/NBP3-26025

Earn gift cards/discounts by submitting a publication using this product:
www.novusbio.com/publications

