

# Product Datasheet

## Phospho-Tyrosine Antibody (RM111) - Azide and BSA Free NBP3-25981

Unit Size: 100 ug

Store at -20C. Avoid freeze-thaw cycles.

[www.novusbio.com](http://www.novusbio.com)



[technical@novusbio.com](mailto:technical@novusbio.com)

Protocols, Publications, Related Products, Reviews, Research Tools and Images at:  
[www.novusbio.com/NBP3-25981](http://www.novusbio.com/NBP3-25981)

Updated 9/9/2025 v.20.1

Earn rewards for product  
reviews and publications.

Submit a publication at [www.novusbio.com/publications](http://www.novusbio.com/publications)

Submit a review at [www.novusbio.com/reviews/destination/NBP3-25981](http://www.novusbio.com/reviews/destination/NBP3-25981)



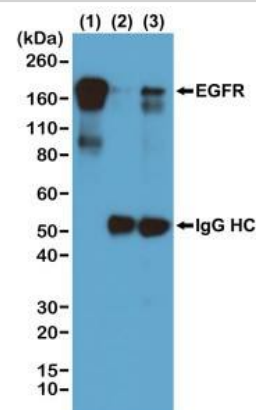
**NBP3-25981****Phospho-Tyrosine Antibody (RM111) - Azide and BSA Free**

<b>Product Information</b>	
<b>Unit Size</b>	100 ug
<b>Concentration</b>	1 mg/ml
<b>Storage</b>	Store at -20C. Avoid freeze-thaw cycles.
<b>Clonality</b>	Monoclonal
<b>Clone</b>	RM111
<b>Preservative</b>	No Preservative
<b>Isotype</b>	IgG
<b>Purity</b>	Protein A purified
<b>Buffer</b>	PBS
<b>Product Description</b>	
<b>Description</b>	Novus Biologicals Rabbit Phospho-Tyrosine Antibody (RM111) - Azide and BSA Free (NBP2-77400) is a recombinant monoclonal antibody validated for use in IHC, WB, Flow, ICC/IF, IP and ChIP. All Novus Biologicals antibodies are covered by our 100% guarantee.
<b>Host</b>	Rabbit
<b>Species</b>	All Species
<b>Specificity/Sensitivity</b>	This antibody reacts to tyrosine-phosphorylated proteins. No cross reactivity with non-phosphorylated tyrosine, phosphoserine, and phosphorthreonine
<b>Immunogen</b>	Phospho-Tyrosine -BSA conjugate
<b>Product Application Details</b>	
<b>Applications</b>	Western Blot, Flow Cytometry, Immunocytochemistry/ Immunofluorescence, Immunohistochemistry, Immunoprecipitation, Chromatin Immunoprecipitation (ChIP)
<b>Recommended Dilutions</b>	Western Blot 1:1000 -1:5000, Flow Cytometry 1:10 - 1:1000, Immunohistochemistry 1:200 - 1:500, Immunocytochemistry/ Immunofluorescence 1:200 - 1:500, Immunoprecipitation 1:200-1:1000, Chromatin Immunoprecipitation (ChIP) 1:200-1:1000

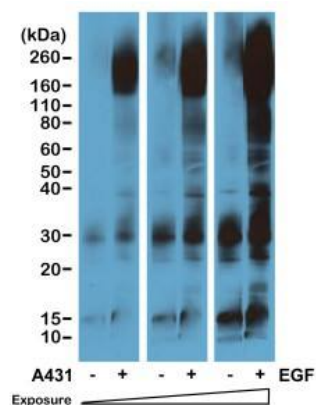


## Images

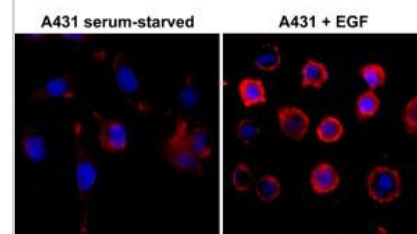
**Immunoprecipitation: Phospho-Tyrosine Antibody (RM111) - Azide and BSA Free [NBP3-25981]** - Immunoprecipitation of EGF-treated A431 cells by Clone RM111 at 1/1000 dilution, was blotted with an anti-EGFR rabbit monoclonal antibody. (1) Whole lysate control; (2) IP by rabbit IgG control; (3) IP by Clone RM111.



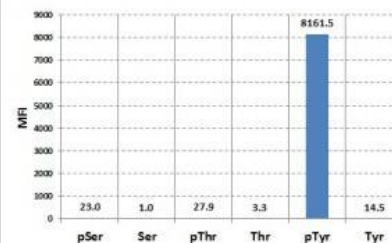
**Western Blot: Phospho-Tyrosine Antibody (RM111) - Azide and BSA Free [NBP3-25981]** - Western blot of serum-starved A431 cells nontreated or treated with EGF, using Clone RM111 at 1/5000 dilution. The blot was exposed to the film at different time points.



**Immunocytochemistry/ Immunofluorescence: Phospho-Tyrosine Antibody (RM111) - Azide and BSA Free [NBP3-25981]** - Immunocytochemistry of serum-starved A431 cells nontreated or treated with EGF, using Clone RM111 at 1/500 dilution followed by a PE conjugated secondary antibody (red) and DAPI (blue).



**Multiplex Immunoassay: Phospho-Tyrosine Antibody (RM111) - Azide and BSA Free [NBP3-25981]** - Luminex analysis of Clone RM111's reaction against phosphorylated or nonphosphorylated Serine, Threonine, and Tyrosine. Clone RM111 reacts only to phosphorylated Tyrosine.





### **Novus Biologicals USA**

10730 E. Briarwood Avenue  
Centennial, CO 80112  
USA  
Phone: 303.730.1950  
Toll Free: 1.888.506.6887  
Fax: 303.730.1966  
nb-customerservice@bio-techne.com

### **Bio-Techne Canada**

21 Canmotor Ave  
Toronto, ON M8Z 4E6  
Canada  
Phone: 905.827.6400  
Toll Free: 855.668.8722  
Fax: 905.827.6402  
canada.inquires@bio-techne.com

### **Bio-Techne Ltd**

19 Barton Lane  
Abingdon Science Park  
Abingdon, OX14 3NB, United Kingdom  
Phone: (44) (0) 1235 529449  
Free Phone: 0800 37 34 15  
Fax: (44) (0) 1235 533420  
info.EMEA@bio-techne.com

### **General Contact Information**

www.novusbio.com  
Technical Support: nb-technical@bio-techne.com  
Orders: nb-customerservice@bio-techne.com  
General: novus@novusbio.com

### **Products Related to NBP3-25981**

---

NBP2-33376H	Blue Marker Antibody (6F4-F6) [HRP]
HAF008	Goat anti-Rabbit IgG Secondary Antibody [HRP]
NB7160	Goat anti-Rabbit IgG (H+L) Secondary Antibody [HRP]
NBP2-24891	Rabbit IgG Isotype Control

---

### **Limitations**

This product is for research use only and is not approved for use in humans or in clinical diagnosis. Primary Antibodies are guaranteed for 1 year from date of receipt.

For more information on our 100% guarantee, please visit [www.novusbio.com/guarantee](http://www.novusbio.com/guarantee)

Earn gift cards/discounts by submitting a review: [www.novusbio.com/reviews/submit/NBP3-25981](http://www.novusbio.com/reviews/submit/NBP3-25981)

Earn gift cards/discounts by submitting a publication using this product:  
[www.novusbio.com/publications](http://www.novusbio.com/publications)

