

Product Datasheet

IgA2 Antibody (RM125) - Azide and BSA Free NBP3-25971

Unit Size: 100 ug

Store at -20C. Avoid freeze-thaw cycles.

www.novusbio.com



technical@novusbio.com

Protocols, Publications, Related Products, Reviews, Research Tools and Images at:
www.novusbio.com/NBP3-25971

Updated 9/9/2025 v.20.1

Earn rewards for product
reviews and publications.

Submit a publication at www.novusbio.com/publications

Submit a review at www.novusbio.com/reviews/destination/NBP3-25971



NBP3-25971

IgA2 Antibody (RM125) - Azide and BSA Free

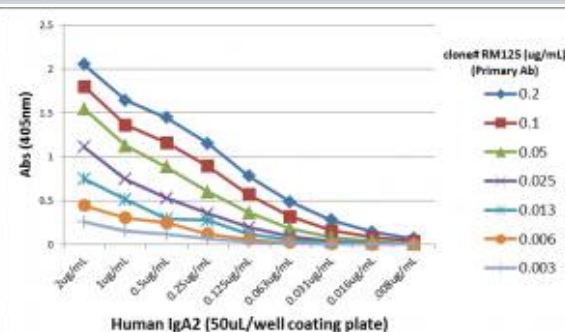
Product Information	
Unit Size	100 ug
Concentration	1 mg/ml
Storage	Store at -20C. Avoid freeze-thaw cycles.
Clonality	Monoclonal
Clone	RM125
Preservative	No Preservative
Isotype	IgG
Purity	Protein A purified
Buffer	PBS

Product Description	
Description	Novus Biologicals Rabbit IgA2 Antibody (RM125) - Azide and BSA Free (NBP2-62025) is a recombinant monoclonal antibody validated for use in IHC, ELISA and ICC/IF. All Novus Biologicals antibodies are covered by our 100% guarantee.
Host	Rabbit
Gene ID	3494
Gene Symbol	IGHA2
Species	Human
Specificity/Sensitivity	This antibody reacts to human IgA2. No cross reactivity with human IgA1, IgG, IgM, IgD, or IgE.
Immunogen	Human IgA2

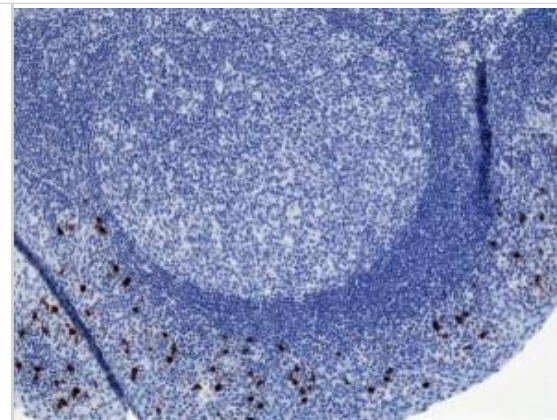
Product Application Details	
Applications	Immunohistochemistry-Paraffin, ELISA, Immunocytochemistry/Immunofluorescence, Immunohistochemistry, Sandwich ELISA Capture, Sandwich ELISA Detection
Recommended Dilutions	ELISA, Immunohistochemistry 0.1 - 1ug/ml, Immunocytochemistry/Immunofluorescence 0.5ug/ml - 2ug/ml, Immunohistochemistry-Paraffin, Sandwich ELISA Capture 50 - 200ng/well, Sandwich ELISA Detection 0.05 - 0.2ug/ml

Images

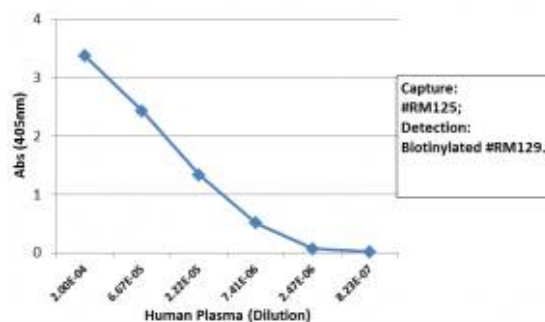
ELISA: IgA2 Antibody (RM125) - Azide and BSA Free [NBP3-25971] - A titer ELISA using RM125. The plate was coated with different amounts of human IgA2. A serial dilution of RM125 was used as the primary antibody. An alkaline phosphatase conjugated anti-rabbit IgG as the secondary antibody.



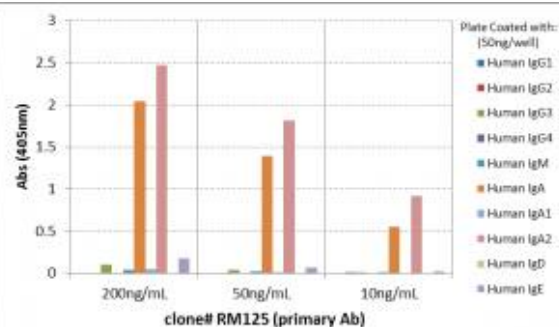
Immunohistochemistry-Paraffin: IgA2 Antibody (RM125) - Azide and BSA Free [NBP3-25971] - Immunohistochemistry of Human Tonsil Tissue using Clone RM125.



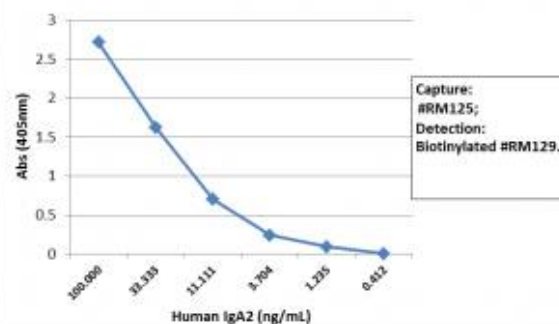
Sandwich ELISA: IgA2 Antibody (RM125) - Azide and BSA Free [NBP3-25971] - Sandwich ELISA using RM125 as the capture antibody (100ng/well), and NBP3-18532 as the detection antibody, followed by an alkaline phosphatase conjugated streptavidin.



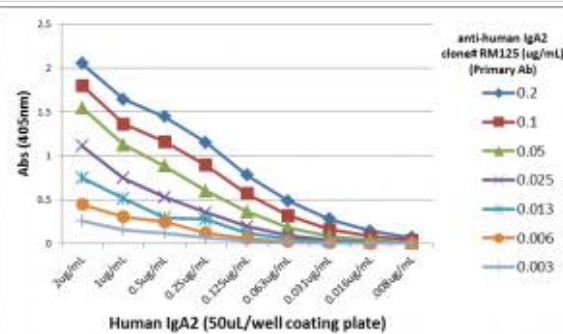
ELISA: IgA2 Antibody (RM125) - Azide and BSA Free [NBP3-25971] - ELISA of human immunoglobulins shows RM125 only reacts to human IgA2. No cross reactivity with human IgA1, IgG, IgM, IgD, or IgE. The plate was coated with 50 ng/well of different immunoglobulins. 200 ng/mL, 50ng/mL, or 10 ng/mL of RM125 was used as the primary antibody. An alkaline phosphatase conjugated anti-rabbit IgG as the secondary antibody.



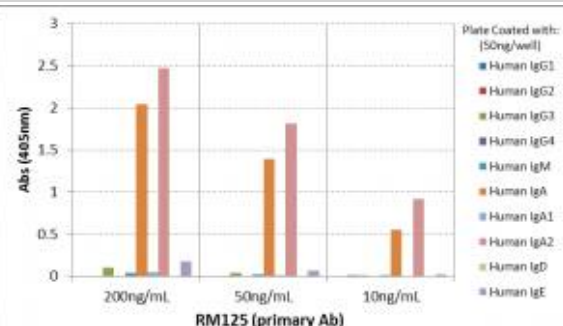
Sandwich ELISA: IgA2 Antibody (RM125) - Azide and BSA Free [NBP3-25971] - Sandwich ELISA using RM125 as the capture antibody (100ng/well), and NBP3-18532 as the detection antibody, followed by an alkaline phosphatase conjugated streptavidin.



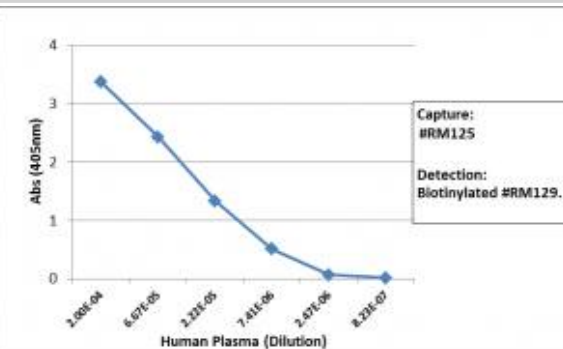
ELISA: IgA2 Antibody (RM125) - Azide and BSA Free [NBP3-25971] - A titer ELISA using RM125. The plate was coated with different amounts of human IgA2. A serial dilution of RM125 was used as the primary antibody. An alkaline phosphatase conjugated anti-rabbit IgG as the secondary antibody.



ELISA: IgA2 Antibody (RM125) - Azide and BSA Free [NBP3-25971] - ELISA of human immunoglobulins shows RM125 only reacts to human IgA2. No cross reactivity with human IgA1, IgG, IgM, IgD, or IgE. The plate was coated with 50 ng/well of different immunoglobulins. 200 ng/mL, 50ng/mL, or 10 ng/mL of RM125 was used as the primary antibody. An alkaline phosphatase conjugated anti-rabbit IgG as the secondary antibody.



Sandwich ELISA: IgA2 Antibody (RM125) - Azide and BSA Free [NBP3-25971] - Sandwich ELISA using RM125 as the capture antibody (100ng/well), and NBP3-18532 as the detection antibody, followed by an alkaline phosphatase conjugated streptavidin.





Novus Biologicals USA

10730 E. Briarwood Avenue
Centennial, CO 80112
USA
Phone: 303.730.1950
Toll Free: 1.888.506.6887
Fax: 303.730.1966
nb-customerservice@bio-techne.com

Bio-Techne Canada

21 Canmotor Ave
Toronto, ON M8Z 4E6
Canada
Phone: 905.827.6400
Toll Free: 855.668.8722
Fax: 905.827.6402
canada.inquires@bio-techne.com

Bio-Techne Ltd

19 Barton Lane
Abingdon Science Park
Abingdon, OX14 3NB, United Kingdom
Phone: (44) (0) 1235 529449
Free Phone: 0800 37 34 15
Fax: (44) (0) 1235 533420
info.EMEA@bio-techne.com

General Contact Information

www.novusbio.com
Technical Support: nb-technical@bio-techne.com
Orders: nb-customerservice@bio-techne.com
General: novus@novusbio.com

Products Related to NBP3-25971

HAF008	Goat anti-Rabbit IgG Secondary Antibody [HRP]
NB7160	Goat anti-Rabbit IgG (H+L) Secondary Antibody [HRP]
NBP2-24891	Rabbit IgG Isotype Control
H00003494-P01-10ug	Recombinant Human IgA2 GST (N-Term) Protein

Limitations

This product is for research use only and is not approved for use in humans or in clinical diagnosis. Primary Antibodies are guaranteed for 1 year from date of receipt.

For more information on our 100% guarantee, please visit www.novusbio.com/guarantee

Earn gift cards/discounts by submitting a review: www.novusbio.com/reviews/submit/NBP3-25971

Earn gift cards/discounts by submitting a publication using this product:
www.novusbio.com/publications

