

Product Datasheet

IgA Antibody (RM220) - Azide and BSA Free NBP3-25955

Unit Size: 100 ug

Store at -20C. Avoid freeze-thaw cycles.

www.novusbio.com



technical@novusbio.com

Protocols, Publications, Related Products, Reviews, Research Tools and Images at:
www.novusbio.com/NBP3-25955

Updated 9/9/2025 v.20.1

Earn rewards for product
reviews and publications.

Submit a publication at www.novusbio.com/publications

Submit a review at www.novusbio.com/reviews/destination/NBP3-25955



NBP3-25955

IgA Antibody (RM220) - Azide and BSA Free

| Product Information | |
|---------------------|--|
| Unit Size | 100 ug |
| Concentration | 1 mg/ml |
| Storage | Store at -20C. Avoid freeze-thaw cycles. |
| Clonality | Monoclonal |
| Clone | RM220 |
| Preservative | No Preservative |
| Isotype | IgG |
| Purity | Protein A purified |
| Buffer | PBS |

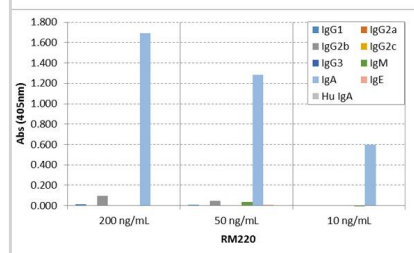
| Product Description | |
|-------------------------|---|
| Description | Novus Biologicals Rabbit IgA Antibody (RM220) - Azide and BSA Free (NBP2-62011) is a recombinant monoclonal antibody validated for use in WB and ELISA. All Novus Biologicals antibodies are covered by our 100% guarantee. |
| Host | Rabbit |
| Gene ID | 3493 |
| Gene Symbol | IGHA1 |
| Species | Mouse |
| Specificity/Sensitivity | This antibody specifically reacts to mouse IgA. No cross reactivity with mouse IgG1, IgG2a, IgG2b, IgG2c, IgG3, IgM, IgE, or human IgA. |
| Immunogen | Mouse IgA |

| Product Application Details | |
|-----------------------------|---|
| Applications | Western Blot, ELISA |
| Recommended Dilutions | Western Blot 0.5 ug/ml-2 ug/ml, ELISA 0.005 ug/ml - 0.2 ug/ml |




Images

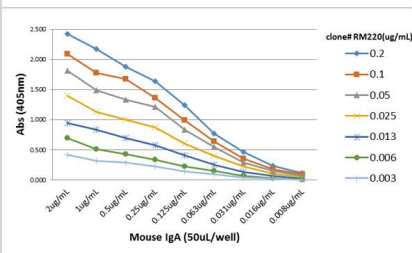
ELISA: IgA Antibody (RM220) - Azide and BSA Free [NBP3-25955] - ELISA of Mouse immunoglobulins shows RM220 reacts to Mouse IgA. The plate was coated with 50 ng/well of different immunoglobulins. 200 ng/mL, 50 ng/mL, or 10 ng/mL of RM220 was used as the primary antibody. An alkaline phosphatase conjugated Anti-Rabbit IgG as the secondary antibody.



Western Blot: IgA Antibody (RM220) - Azide and BSA Free [NBP3-25955] - Western blot of nonreduced(-) and reduced(+) Mouse IgA, using Clone RM220. This antibody reacts to nonreduced IgA.



ELISA: IgA Antibody (RM220) - Azide and BSA Free [NBP3-25955] - A titer ELISA of Mouse IgA. The plate was coated with different amount of Mouse IgA. A serial dilution of RM220 was used as the primary antibody. An alkaline phosphatase conjugated Anti-Rabbit IgG as the secondary antibody.





Novus Biologicals USA

10730 E. Briarwood Avenue
Centennial, CO 80112
USA
Phone: 303.730.1950
Toll Free: 1.888.506.6887
Fax: 303.730.1966
nb-customerservice@bio-techne.com

Bio-Techne Canada

21 Canmotor Ave
Toronto, ON M8Z 4E6
Canada
Phone: 905.827.6400
Toll Free: 855.668.8722
Fax: 905.827.6402
canada.inquires@bio-techne.com

Bio-Techne Ltd

19 Barton Lane
Abingdon Science Park
Abingdon, OX14 3NB, United Kingdom
Phone: (44) (0) 1235 529449
Free Phone: 0800 37 34 15
Fax: (44) (0) 1235 533420
info.EMEA@bio-techne.com

General Contact Information

www.novusbio.com
Technical Support: nb-technical@bio-techne.com
Orders: nb-customerservice@bio-techne.com
General: novus@novusbio.com

Products Related to NBP3-25955

| | |
|-------------|---|
| NBP2-33376H | Blue Marker Antibody (6F4-F6) [HRP] |
| HAF008 | Goat anti-Rabbit IgG Secondary Antibody [HRP] |
| NB7160 | Goat anti-Rabbit IgG (H+L) Secondary Antibody [HRP] |
| NBP2-24891 | Rabbit IgG Isotype Control |

Limitations

This product is for research use only and is not approved for use in humans or in clinical diagnosis. Primary Antibodies are guaranteed for 1 year from date of receipt.

For more information on our 100% guarantee, please visit www.novusbio.com/guarantee

Earn gift cards/discounts by submitting a review: www.novusbio.com/reviews/submit/NBP3-25955

Earn gift cards/discounts by submitting a publication using this product:
www.novusbio.com/publications

