

Product Datasheet

IgG2a Antibody (RM219) - Azide and BSA Free NBP3-25952

Unit Size: 100 ug

Store at -20C. Avoid freeze-thaw cycles.

www.novusbio.com



technical@novusbio.com

Protocols, Publications, Related Products, Reviews, Research Tools and Images at:
www.novusbio.com/NBP3-25952

Updated 9/9/2025 v.20.1

Earn rewards for product
reviews and publications.

Submit a publication at www.novusbio.com/publications

Submit a review at www.novusbio.com/reviews/destination/NBP3-25952



NBP3-25952

IgG2a Antibody (RM219) - Azide and BSA Free


Product Information	
Unit Size	100 ug
Concentration	1 mg/ml
Storage	Store at -20C. Avoid freeze-thaw cycles.
Clonality	Monoclonal
Clone	RM219
Preservative	No Preservative
Isotype	IgG
Purity	Protein A purified
Buffer	PBS

Product Description	
Description	Novus Biologicals Rabbit IgG2a Antibody (RM219) - Azide and BSA Free (NBP2-62008) is a recombinant monoclonal antibody validated for use in WB and ELISA. All Novus Biologicals antibodies are covered by our 100% guarantee.
Host	Rabbit
Species	Mouse
Specificity/Sensitivity	This antibody reacts to the Fc region of mouse IgG2a. No cross reactivity with mouse IgG1, IgG2b, IgG2c, IgG3, IgM, IgA, IgE, human IgG, or rat IgG.
Immunogen	Mouse IgG2a

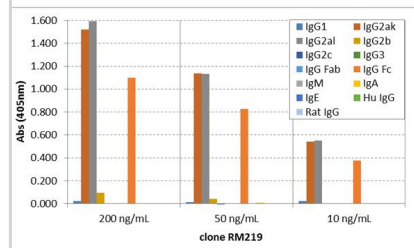
Product Application Details	
Applications	Western Blot, ELISA
Recommended Dilutions	Western Blot 0.5 ug/ml - 2 ug/ml, ELISA 0.005 ug/ml - 0.2 ug/ml

Images

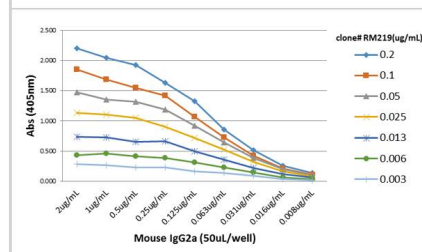
Western Blot: IgG2a Antibody (RM219) - Azide and BSA Free [NBP3-25952] - Western blot of nonreduced(-) and reduced(+) mouse IgG2a, using Clone RM219. This antibody reacts to nonreduced IgG2a (~150 kDa).



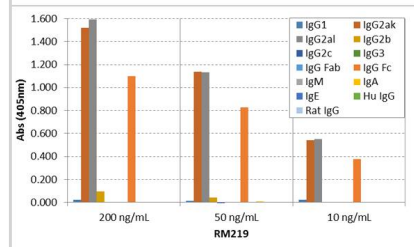
ELISA: IgG2a Antibody (RM219) - Azide and BSA Free [NBP3-25952] - ELISA of mouse immunoglobulins shows RM219 reacts to the Fc region of mouse IgG2a; no cross reactivity with IgG1, IgG2b, IgG2c, IgG3, IgM, IgA, IgE, human IgG, or rat IgG. The plate was coated with 50 ng/well of different immunoglobulins. 200 ng/mL, 50 ng/mL, or 10 ng/mL of RM219 was used as the primary antibody. An alkaline phosphatase conjugated anti-rabbit IgG as the secondary antibody.



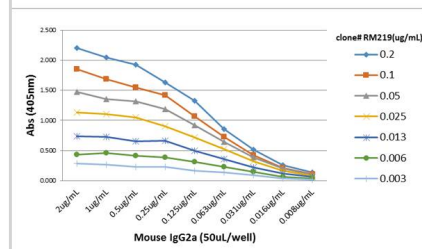
ELISA: IgG2a Antibody (RM219) - Azide and BSA Free [NBP3-25952] - A titer ELISA of mouse IgG2a. The plate was coated with different amount of mouse IgG2a. A serial dilution of RM219 was used as the primary antibody. An alkaline phosphatase conjugated anti-rabbit IgG as the secondary antibody.



ELISA: IgG2a Antibody (RM219) - Azide and BSA Free [NBP3-25952] - ELISA of mouse immunoglobulins shows RM219 reacts to the Fc region of mouse IgG2a; no cross reactivity with IgG1, IgG2b, IgG2c, IgG3, IgM, IgA, IgE, human IgG, or rat IgG. The plate was coated with 50 ng/well of different immunoglobulins. 200 ng/mL, 50 ng/mL, or 10 ng/mL of RM219 was used as the primary antibody. An alkaline phosphatase conjugated anti-rabbit IgG as the secondary antibody.



ELISA: IgG2a Antibody (RM219) - Azide and BSA Free [NBP3-25952] - A titer ELISA of mouse IgG2a. The plate was coated with different amount of mouse IgG2a. A serial dilution of RM219 was used as the primary antibody. An alkaline phosphatase conjugated anti-rabbit IgG as the secondary antibody.





Novus Biologicals USA

10730 E. Briarwood Avenue
Centennial, CO 80112
USA
Phone: 303.730.1950
Toll Free: 1.888.506.6887
Fax: 303.730.1966
nb-customerservice@bio-techne.com

Bio-Techne Canada

21 Canmotor Ave
Toronto, ON M8Z 4E6
Canada
Phone: 905.827.6400
Toll Free: 855.668.8722
Fax: 905.827.6402
canada.inquires@bio-techne.com

Bio-Techne Ltd

19 Barton Lane
Abingdon Science Park
Abingdon, OX14 3NB, United Kingdom
Phone: (44) (0) 1235 529449
Free Phone: 0800 37 34 15
Fax: (44) (0) 1235 533420
info.EMEA@bio-techne.com

General Contact Information

www.novusbio.com
Technical Support: nb-technical@bio-techne.com
Orders: nb-customerservice@bio-techne.com
General: novus@novusbio.com

Products Related to NBP3-25952

NBP2-33376H	Blue Marker Antibody (6F4-F6) [HRP]
HAF008	Goat anti-Rabbit IgG Secondary Antibody [HRP]
NB7160	Goat anti-Rabbit IgG (H+L) Secondary Antibody [HRP]
NBP2-24891	Rabbit IgG Isotype Control

Limitations

This product is for research use only and is not approved for use in humans or in clinical diagnosis. Primary Antibodies are guaranteed for 1 year from date of receipt.

For more information on our 100% guarantee, please visit www.novusbio.com/guarantee

Earn gift cards/discounts by submitting a review: www.novusbio.com/reviews/submit/NBP3-25952

Earn gift cards/discounts by submitting a publication using this product:
www.novusbio.com/publications

