

Product Datasheet

IgG Antibody (RM104) - Azide and BSA Free NBP3-25949

Unit Size: 100 ug

Store at -20C. Avoid freeze-thaw cycles.

www.novusbio.com



technical@novusbio.com

Protocols, Publications, Related Products, Reviews, Research Tools and Images at:
www.novusbio.com/NBP3-25949

Updated 9/9/2025 v.20.1

Earn rewards for product
reviews and publications.

Submit a publication at www.novusbio.com/publications

Submit a review at www.novusbio.com/reviews/destination/NBP3-25949



NBP3-25949

IgG Antibody (RM104) - Azide and BSA Free


Product Information	
Unit Size	100 ug
Concentration	1 mg/ml
Storage	Store at -20C. Avoid freeze-thaw cycles.
Clonality	Monoclonal
Clone	RM104
Preservative	No Preservative
Isotype	IgG
Purity	Protein A purified
Buffer	PBS

Product Description	
Description	Novus Biologicals Rabbit IgG Antibody (RM104) - Azide and BSA Free (NBP2-62005) is a recombinant monoclonal antibody validated for use in WB and ELISA. All Novus Biologicals antibodies are covered by our 100% guarantee.
Host	Rabbit
Gene ID	3500
Gene Symbol	IGHG1
Species	Mouse
Specificity/Sensitivity	This antibody reacts to the Fc region of all subclasses of mouse IgG. No cross reactivity with mouse IgM, IgA, IgE, human IgG, and rat IgG. It may cross react to goat IgG.
Immunogen	Mouse IgG

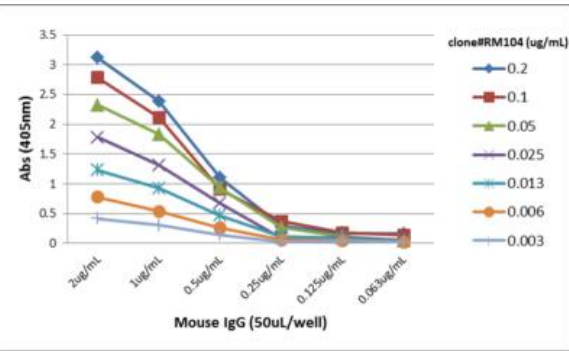
Product Application Details	
Applications	Western Blot, ELISA
Recommended Dilutions	Western Blot 0.1 ug/ml-0.5 ug/ml, ELISA 0.005 ug/ml-0.2 ug/ml

Images

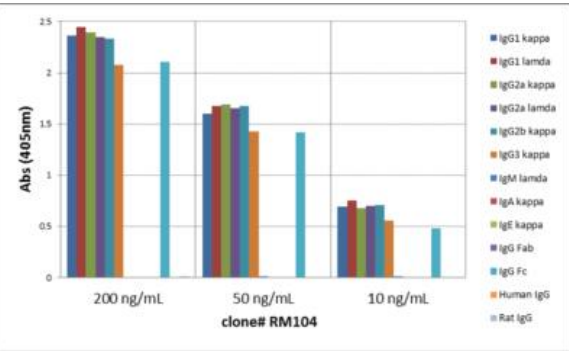
Western Blot: IgG Antibody (RM104) - Azide and BSA Free [NBP3-25949] - Western blot of nonreduced(-) and reduced(+) mouse immunoglobulins (20ng/lane), using Clone RM104. This antibody reacts to nonreduced mouse IgG1, IgG2a, IgG2b, and IgG3. It showed no cross reactivity with IgM, IgA, or IgE.



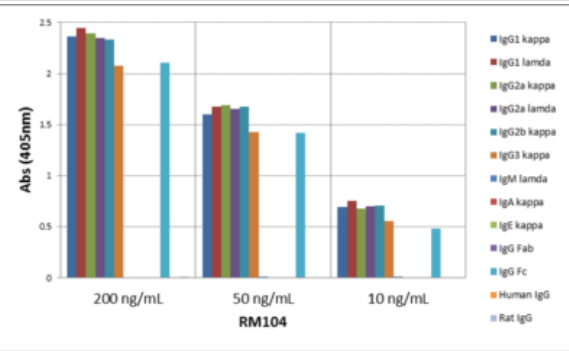
ELISA: IgG Antibody (RM104) - Azide and BSA Free [NBP3-25949] - A titer ELISA of mouse IgG. The plate was coated with different amounts of mouse IgG. A serial dilution of RM104 was used as the primary antibody. An alkaline phosphatase conjugated anti-rabbit IgG as the secondary antibody.



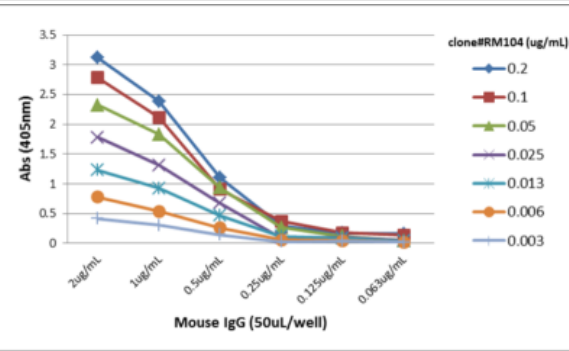
ELISA: IgG Antibody (RM104) - Azide and BSA Free [NBP3-25949] - ELISA of mouse immunoglobulins shows RM104 reacts to the Fc region of mouse IgG1, IgG2a, IgG2b, and IgG3; no cross reactivity with IgM, IgA, IgE, human or rat IgG. The plate was coated with 50 ng/well of different immunoglobulins. 200 ng/mL, 50 ng/mL, or 10 ng/mL of RM104 was used as the primary antibody. An alkaline phosphatase conjugated anti-rabbit IgG as the secondary antibody.



ELISA: IgG Antibody (RM104) - Azide and BSA Free [NBP3-25949] - ELISA of mouse immunoglobulins shows RM104 reacts to the Fc region of mouse IgG1, IgG2a, IgG2b, and IgG3; no cross reactivity with IgM, IgA, IgE, human or rat IgG. The plate was coated with 50 ng/well of different immunoglobulins. 200 ng/mL, 50 ng/mL, or 10 ng/mL of RM104 was used as the primary antibody. An alkaline phosphatase conjugated anti-rabbit IgG as the secondary antibody.



ELISA: IgG Antibody (RM104) - Azide and BSA Free [NBP3-25949] - A titer ELISA of mouse IgG. The plate was coated with different amounts of mouse IgG. A serial dilution of RM104 was used as the primary antibody. An alkaline phosphatase conjugated anti-rabbit IgG as the secondary antibody.





Novus Biologicals USA

10730 E. Briarwood Avenue
Centennial, CO 80112
USA
Phone: 303.730.1950
Toll Free: 1.888.506.6887
Fax: 303.730.1966
nb-customerservice@bio-techne.com

Bio-Techne Canada

21 Canmotor Ave
Toronto, ON M8Z 4E6
Canada
Phone: 905.827.6400
Toll Free: 855.668.8722
Fax: 905.827.6402
canada.inquires@bio-techne.com

Bio-Techne Ltd

19 Barton Lane
Abingdon Science Park
Abingdon, OX14 3NB, United Kingdom
Phone: (44) (0) 1235 529449
Free Phone: 0800 37 34 15
Fax: (44) (0) 1235 533420
info.EMEA@bio-techne.com

General Contact Information

www.novusbio.com
Technical Support: nb-technical@bio-techne.com
Orders: nb-customerservice@bio-techne.com
General: novus@novusbio.com

Products Related to NBP3-25949

NBP2-33376H	Blue Marker Antibody (6F4-F6) [HRP]
HAF008	Goat anti-Rabbit IgG Secondary Antibody [HRP]
NB7160	Goat anti-Rabbit IgG (H+L) Secondary Antibody [HRP]
NBP2-24891	Rabbit IgG Isotype Control

Limitations

This product is for research use only and is not approved for use in humans or in clinical diagnosis. Primary Antibodies are guaranteed for 1 year from date of receipt.

For more information on our 100% guarantee, please visit www.novusbio.com/guarantee

Earn gift cards/discounts by submitting a review: www.novusbio.com/reviews/submit/NBP3-25949

Earn gift cards/discounts by submitting a publication using this product:
www.novusbio.com/publications

