

Product Datasheet

SNX5 Antibody (HL2375) - Azide and BSA Free NBP3-25692

Unit Size: 100 ul

Store at 4C short term. Aliquot and store at -20C long term. Avoid freeze-thaw cycles.

www.novusbio.com



technical@novusbio.com

Protocols, Publications, Related Products, Reviews, Research Tools and Images at:
www.novusbio.com/NBP3-25692

Updated 9/9/2025 v.20.1

Earn rewards for product
reviews and publications.

Submit a publication at www.novusbio.com/publications

Submit a review at www.novusbio.com/reviews/destination/NBP3-25692



NBP3-25692

SNX5 Antibody (HL2375) - Azide and BSA Free

Product Information	
Unit Size	100 ul
Concentration	Concentrations vary lot to lot. See vial label for concentration. If unlisted please contact technical services.
Storage	Store at 4C short term. Aliquot and store at -20C long term. Avoid freeze-thaw cycles.
Clonality	Monoclonal
Clone	HL2375
Preservative	No Preservative
Isotype	IgG
Purity	Protein A purified
Buffer	PBS

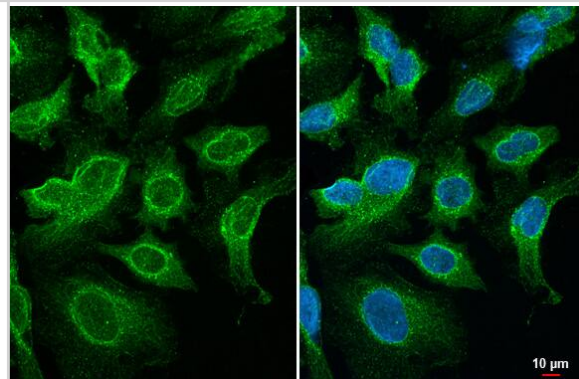
Product Description	
Description	Novus Biologicals Rabbit SNX5 Antibody (HL2375) - Azide and BSA Free (NBP3-25692) is a recombinant monoclonal antibody validated for use in IHC and ICC/IF. All Novus Biologicals antibodies are covered by our 100% guarantee.
Host	Rabbit
Gene ID	27131
Gene Symbol	SNX5
Species	Human, Mouse
Immunogen	Recombinant fragment of human SNX5.

Product Application Details	
Applications	Immunohistochemistry-Paraffin, Immunocytochemistry/ Immunofluorescence, Immunohistochemistry
Recommended Dilutions	Immunohistochemistry, Immunocytochemistry/ Immunofluorescence 1:100-1:1000, Immunohistochemistry-Paraffin 1:100-1:1000

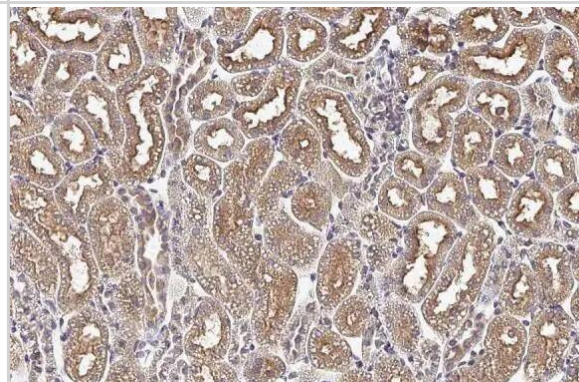


Images

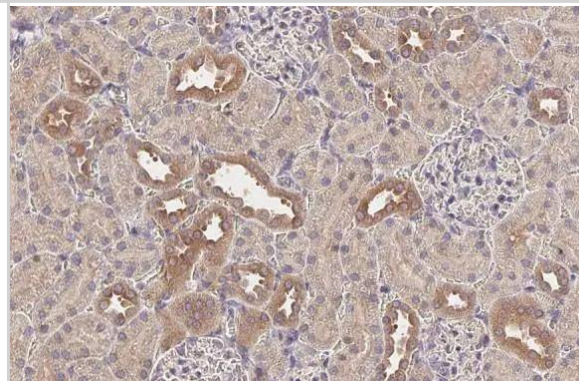
Immunocytochemistry/Immunofluorescence: SNX5 Antibody (HL2375) - Azide and BSA Free [NBP3-25692] - SNX5 antibody [HL2375] detects SNX5 protein at cytoplasm by immunofluorescent analysis. Sample: HeLa cells were fixed in ice-cold MeOH for 5 min. Green: SNX5 stained by SNX5 antibody [HL2375] (NBP3-25692) diluted at 1:500. Blue: Fluoroshield with DAPI .



Immunohistochemistry-Paraffin: SNX5 Antibody (HL2375) - Azide and BSA Free [NBP3-25692] - SNX5 antibody [HL2375] detects SNX5 protein at cell membrane and cytoplasm by immunohistochemical analysis. Sample: Paraffin-embedded mouse kidney. SNX5 stained by SNX5 antibody [HL2375] (NBP3-25692) diluted at 1:100. Antigen Retrieval: Citrate buffer, pH 6.0, 15 min



SNX5 antibody [HL2375] detects SNX5 protein at cell membrane and cytoplasm by immunohistochemical analysis. Sample: Paraffin-embedded rat kidney. SNX5 stained by SNX5 antibody [HL2375] (NBP3-25692) diluted at 1:200. Antigen Retrieval: Citrate buffer, pH 6.0, 15 min





Novus Biologicals USA

10730 E. Briarwood Avenue
Centennial, CO 80112
USA
Phone: 303.730.1950
Toll Free: 1.888.506.6887
Fax: 303.730.1966
nb-customerservice@bio-techne.com

Bio-Techne Canada

21 Canmotor Ave
Toronto, ON M8Z 4E6
Canada
Phone: 905.827.6400
Toll Free: 855.668.8722
Fax: 905.827.6402
canada.inquires@bio-techne.com

Bio-Techne Ltd

19 Barton Lane
Abingdon Science Park
Abingdon, OX14 3NB, United Kingdom
Phone: (44) (0) 1235 529449
Free Phone: 0800 37 34 15
Fax: (44) (0) 1235 533420
info.EMEA@bio-techne.com

General Contact Information

www.novusbio.com
Technical Support: nb-technical@bio-techne.com
Orders: nb-customerservice@bio-techne.com
General: novus@novusbio.com

Products Related to NBP3-25692

HAF008	Goat anti-Rabbit IgG Secondary Antibody [HRP]
NB7160	Goat anti-Rabbit IgG (H+L) Secondary Antibody [HRP]
NBP2-24891	Rabbit IgG Isotype Control
NBP2-52068-0.05mg	Recombinant Human SNX5 His Protein

Limitations

This product is for research use only and is not approved for use in humans or in clinical diagnosis. Primary Antibodies are guaranteed for 1 year from date of receipt.

For more information on our 100% guarantee, please visit www.novusbio.com/guarantee

Earn gift cards/discounts by submitting a review: www.novusbio.com/reviews/submit/NBP3-25692

Earn gift cards/discounts by submitting a publication using this product:
www.novusbio.com/publications

