

# Product Datasheet

## AP180 Antibody (HL1657) - Azide and BSA Free NBP3-25690

Unit Size: 100 ul

Store at 4C short term. Aliquot and store at -20C long term. Avoid freeze-thaw cycles.

[www.novusbio.com](http://www.novusbio.com)



[technical@novusbio.com](mailto:technical@novusbio.com)

Protocols, Publications, Related Products, Reviews, Research Tools and Images at:  
[www.novusbio.com/NBP3-25690](http://www.novusbio.com/NBP3-25690)

Updated 9/9/2025 v.20.1

Earn rewards for product  
reviews and publications.

Submit a publication at [www.novusbio.com/publications](http://www.novusbio.com/publications)

Submit a review at [www.novusbio.com/reviews/destination/NBP3-25690](http://www.novusbio.com/reviews/destination/NBP3-25690)



**NBP3-25690**

AP180 Antibody (HL1657) - Azide and BSA Free

<b>Product Information</b>	
<b>Unit Size</b>	100 ul
<b>Concentration</b>	Concentrations vary lot to lot. See vial label for concentration. If unlisted please contact technical services.
<b>Storage</b>	Store at 4C short term. Aliquot and store at -20C long term. Avoid freeze-thaw cycles.
<b>Clonality</b>	Monoclonal
<b>Clone</b>	HL1657
<b>Preservative</b>	No Preservative
<b>Isotype</b>	IgG
<b>Purity</b>	Protein A purified
<b>Buffer</b>	PBS

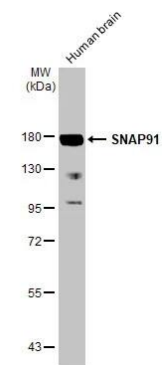
<b>Product Description</b>	
<b>Description</b>	Novus Biologicals Rabbit AP180 Antibody (HL1657) - Azide and BSA Free (NBP3-25690) is a recombinant monoclonal antibody validated for use in IHC and WB. All Novus Biologicals antibodies are covered by our 100% guarantee.
<b>Host</b>	Rabbit
<b>Gene ID</b>	9892
<b>Gene Symbol</b>	SNAP91
<b>Species</b>	Human, Mouse, Rat, Feline
<b>Immunogen</b>	Carrier-protein conjugated synthetic peptide encompassing a sequence within the C-terminus region of mouse AP180. The exact sequence is proprietary.

<b>Product Application Details</b>	
<b>Applications</b>	Western Blot, Immunohistochemistry-Paraffin, Immunohistochemistry
<b>Recommended Dilutions</b>	Western Blot 1:500-1:3000, Immunohistochemistry, Immunohistochemistry-Paraffin

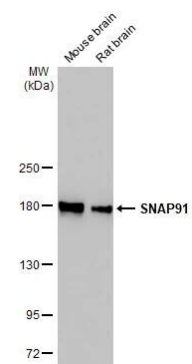


## Images

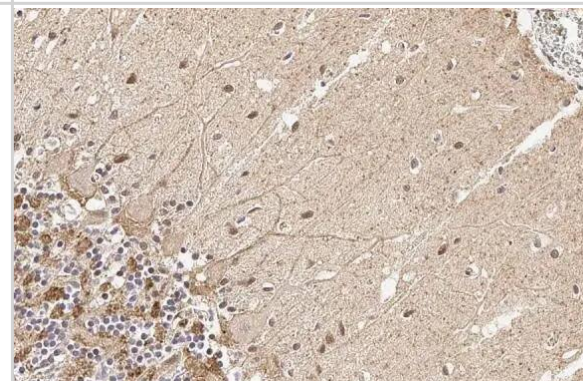
Western Blot: AP180 Antibody (HL1657) - Azide and BSA Free [NBP3-25690] - Human tissue extract (30 ug) was separated by 7.5% SDS-PAGE, and the membrane was blotted with SNAP91 antibody [HL1657] (NBP3-25690) diluted at 1:1000. The HRP-conjugated anti-rabbit IgG antibody was used to detect the primary antibody.



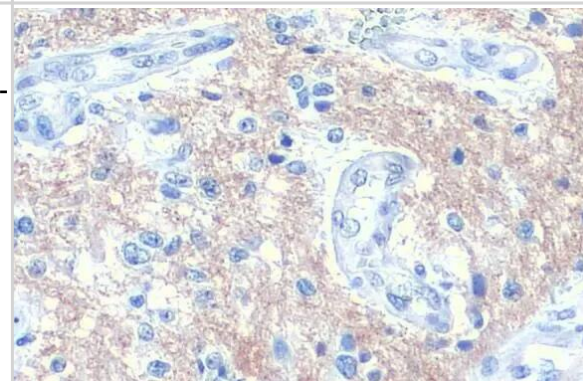
Western Blot: AP180 Antibody (HL1657) - Azide and BSA Free [NBP3-25690] - Various tissue extracts (50 ug) were separated by 5% SDS-PAGE, and the membrane was blotted with SNAP91 antibody [HL1657] (NBP3-25690) diluted at 1:1000. The HRP-conjugated anti-rabbit IgG antibody was used to detect the primary antibody.



Immunohistochemistry-Paraffin: AP180 Antibody (HL1657) - Azide and BSA Free [NBP3-25690] - SNAP91 antibody [HL1657] detects SNAP91 protein at cell membrane and cytoplasm by immunohistochemical analysis. Sample: Paraffin-embedded cat brain. SNAP91 stained by SNAP91 antibody [HL1657] (NBP3-25690) diluted at 1:100. Antigen Retrieval: Citrate buffer, pH 6.0, 15 min



Immunohistochemistry-Paraffin: AP180 Antibody (HL1657) - Azide and BSA Free [NBP3-25690] - SNAP91 antibody [HL1657] detects SNAP91 protein at cytoplasm by immunohistochemical analysis. Sample: Paraffin-embedded human glioblastoma. SNAP91 stained by SNAP91 antibody [HL1657] (NBP3-25690) diluted at 1:100. Antigen Retrieval: Citrate buffer, pH 6.0, 15 min





### **Novus Biologicals USA**

10730 E. Briarwood Avenue  
Centennial, CO 80112  
USA  
Phone: 303.730.1950  
Toll Free: 1.888.506.6887  
Fax: 303.730.1966  
nb-customerservice@bio-techne.com

### **Bio-Techne Canada**

21 Canmotor Ave  
Toronto, ON M8Z 4E6  
Canada  
Phone: 905.827.6400  
Toll Free: 855.668.8722  
Fax: 905.827.6402  
canada.inquires@bio-techne.com

### **Bio-Techne Ltd**

19 Barton Lane  
Abingdon Science Park  
Abingdon, OX14 3NB, United Kingdom  
Phone: (44) (0) 1235 529449  
Free Phone: 0800 37 34 15  
Fax: (44) (0) 1235 533420  
info.EMEA@bio-techne.com

### **General Contact Information**

www.novusbio.com  
Technical Support: nb-technical@bio-techne.com  
Orders: nb-customerservice@bio-techne.com  
General: novus@novusbio.com

### **Products Related to NBP3-25690**

---

NBP2-33376H	Blue Marker Antibody (6F4-F6) [HRP]
HAF008	Goat anti-Rabbit IgG Secondary Antibody [HRP]
NB7160	Goat anti-Rabbit IgG (H+L) Secondary Antibody [HRP]
NBP2-24891	Rabbit IgG Isotype Control

---

### **Limitations**

This product is for research use only and is not approved for use in humans or in clinical diagnosis. Primary Antibodies are guaranteed for 1 year from date of receipt.

For more information on our 100% guarantee, please visit [www.novusbio.com/guarantee](http://www.novusbio.com/guarantee)

Earn gift cards/discounts by submitting a review: [www.novusbio.com/reviews/submit/NBP3-25690](http://www.novusbio.com/reviews/submit/NBP3-25690)

Earn gift cards/discounts by submitting a publication using this product:  
[www.novusbio.com/publications](http://www.novusbio.com/publications)

