

Product Datasheet

SARS-CoV-2 nsp1 Antibody (HL1435) - Azide and BSA Free NBP3-25649

Unit Size: 100 ul

Store at 4C short term. Aliquot and store at -20C long term. Avoid freeze-thaw cycles.

www.novusbio.com



technical@novusbio.com

Protocols, Publications, Related Products, Reviews, Research Tools and Images at:
www.novusbio.com/NBP3-25649

Updated 9/9/2025 v.20.1

Earn rewards for product
reviews and publications.

Submit a publication at www.novusbio.com/publications

Submit a review at www.novusbio.com/reviews/destination/NBP3-25649



NBP3-25649**SARS-CoV-2 nsp1 Antibody (HL1435) - Azide and BSA Free**

| Product Information | |
|----------------------------|--|
| Unit Size | 100 ul |
| Concentration | Concentrations vary lot to lot. See vial label for concentration. If unlisted please contact technical services. |
| Storage | Store at 4C short term. Aliquot and store at -20C long term. Avoid freeze-thaw cycles. |
| Clonality | Monoclonal |
| Clone | HL1435 |
| Preservative | No Preservative |
| Isotype | IgG |
| Purity | Protein A purified |
| Buffer | PBS |

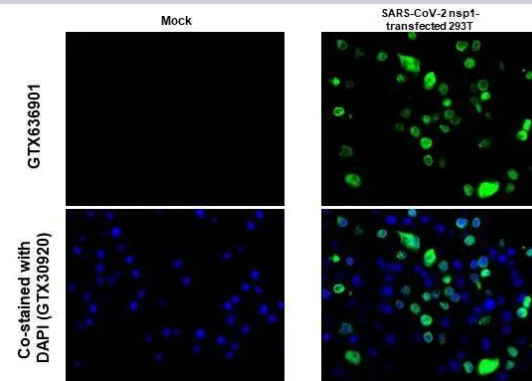
| Product Description | |
|----------------------------|--|
| Description | Novus Biologicals Rabbit SARS-CoV-2 nsp1 Antibody (HL1435) - Azide and BSA Free (NBP3-25649) is a recombinant monoclonal antibody validated for use in IHC, WB and ICC/IF. All Novus Biologicals antibodies are covered by our 100% guarantee. |
| Host | Rabbit |
| Gene ID | 43740578 |
| Gene Symbol | ORF1ab |
| Species | SARS-CoV-2 |
| Immunogen | Carrier-protein conjugated synthetic peptide encompassing a sequence within the C-terminus region of SARS-CoV-2 nsp1. The exact sequence is proprietary. |

| Product Application Details | |
|------------------------------------|---|
| Applications | Western Blot, Immunohistochemistry-Paraffin, Immunocytochemistry/ Immunofluorescence, Immunohistochemistry |
| Recommended Dilutions | Western Blot 1:1000-1:10000, Immunohistochemistry Assay dependent, Immunocytochemistry/ Immunofluorescence Assay dependent, Immunohistochemistry-Paraffin Assay dependent |

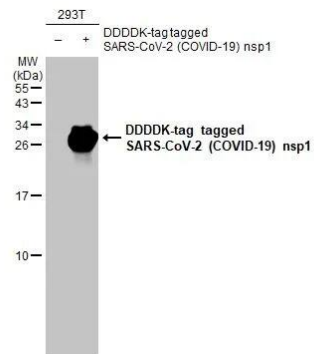


Images

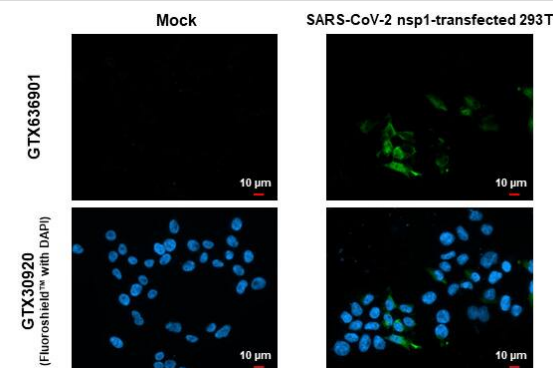
Immunohistochemistry-Paraffin: SARS-CoV-2 nsp1 Antibody (HL1435) - Azide and BSA Free [NBP3-25649] - SARS-CoV-2 (COVID-19) nsp1 antibody [HL1435] detects SARS-CoV-2 (COVID-19) nsp1 protein at cytoplasm by immunohistochemical analysis. Sample: Paraffin-embedded SARS-CoV-2 (COVID-19) nsp1 transfected 293T. Green: SARS-CoV-2 (COVID-19) nsp1 stained by SARS-CoV-2 (COVID-19) nsp1 antibody [HL1435] (NBP3-25649) diluted at 1:1000. Blue: Fluoroshield with DAPI . Antigen Retrieval: Citrate buffer, pH 6.0, 15 min



Western Blot: SARS-CoV-2 nsp1 Antibody (HL1435) - Azide and BSA Free [NBP3-25649] - Non-transfected (-) and transfected (+) 293T whole cell extracts (30 ug) were separated by 15% SDS-PAGE, and the membrane was blotted with SARS-CoV-2 (COVID-19) nsp1 antibody [HL1435] (NBP3-25649) diluted at 1:10000. The HRP-conjugated anti-rabbit IgG antibody was used to detect the primary antibody.



Immunocytochemistry/Immunofluorescence: SARS-CoV-2 nsp1 Antibody (HL1435) - Azide and BSA Free [NBP3-25649] - SARS-CoV-2 (COVID-19) nsp1 antibody [HL1435] detects SARS-CoV-2 (COVID-19) nsp1 protein by immunofluorescent analysis. Sample: Mock and transfected 293T cells were fixed in 4% paraformaldehyde at RT for 15 min. Green: SARS-CoV-2 (COVID-19) nsp1 stained by SARS-CoV-2 (COVID-19) nsp1 antibody [HL1435] (NBP3-25649) diluted at 1:500. Blue: Fluoroshield with DAPI .





Novus Biologicals USA

10730 E. Briarwood Avenue
Centennial, CO 80112
USA
Phone: 303.730.1950
Toll Free: 1.888.506.6887
Fax: 303.730.1966
nb-customerservice@bio-techne.com

Bio-Techne Canada

21 Canmotor Ave
Toronto, ON M8Z 4E6
Canada
Phone: 905.827.6400
Toll Free: 855.668.8722
Fax: 905.827.6402
canada.inquires@bio-techne.com

Bio-Techne Ltd

19 Barton Lane
Abingdon Science Park
Abingdon, OX14 3NB, United Kingdom
Phone: (44) (0) 1235 529449
Free Phone: 0800 37 34 15
Fax: (44) (0) 1235 533420
info.EMEA@bio-techne.com

General Contact Information

www.novusbio.com
Technical Support: nb-technical@bio-techne.com
Orders: nb-customerservice@bio-techne.com
General: novus@novusbio.com

Products Related to NBP3-25649

| | |
|-------------|---|
| NBP2-33376H | Blue Marker Antibody (6F4-F6) [HRP] |
| HAF008 | Goat anti-Rabbit IgG Secondary Antibody [HRP] |
| NB7160 | Goat anti-Rabbit IgG (H+L) Secondary Antibody [HRP] |
| NBP2-24891 | Rabbit IgG Isotype Control |

Limitations

This product is for research use only and is not approved for use in humans or in clinical diagnosis. Primary Antibodies are guaranteed for 1 year from date of receipt.

For more information on our 100% guarantee, please visit www.novusbio.com/guarantee

Earn gift cards/discounts by submitting a review: www.novusbio.com/reviews/submit/NBP3-25649

Earn gift cards/discounts by submitting a publication using this product:
www.novusbio.com/publications

