

Product Datasheet

RGS1 Antibody (HL1402) - Azide and BSA Free NBP3-25635

Unit Size: 100 ul

Store at 4C short term. Aliquot and store at -20C long term. Avoid freeze-thaw cycles.

www.novusbio.com



technical@novusbio.com

Protocols, Publications, Related Products, Reviews, Research Tools and Images at:
www.novusbio.com/NBP3-25635

Updated 9/9/2025 v.20.1

Earn rewards for product
reviews and publications.

Submit a publication at www.novusbio.com/publications

Submit a review at www.novusbio.com/reviews/destination/NBP3-25635



NBP3-25635

RGS1 Antibody (HL1402) - Azide and BSA Free

Product Information	
Unit Size	100 ul
Concentration	Concentrations vary lot to lot. See vial label for concentration. If unlisted please contact technical services.
Storage	Store at 4C short term. Aliquot and store at -20C long term. Avoid freeze-thaw cycles.
Clonality	Monoclonal
Clone	HL1402
Preservative	No Preservative
Isotype	IgG
Purity	Protein A purified
Buffer	PBS
Target Molecular Weight	24 kDa

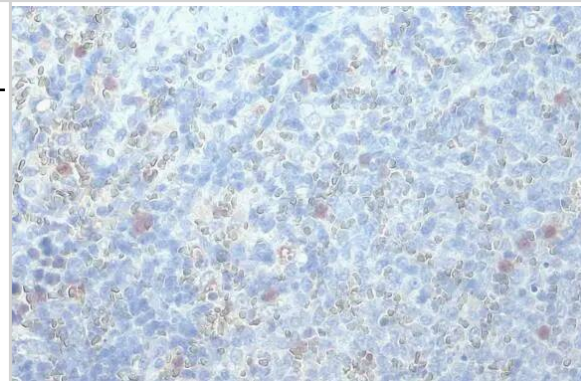
Product Description	
Description	Novus Biologicals Rabbit RGS1 Antibody (HL1402) - Azide and BSA Free (NBP3-25635) is a recombinant monoclonal antibody validated for use in IHC, WB and ICC/IF. All Novus Biologicals antibodies are covered by our 100% guarantee.
Host	Rabbit
Gene ID	5996
Gene Symbol	RGS1
Species	Human, Mouse
Immunogen	Recombinant protein encompassing a sequence within the center region of human RGS1. The exact sequence is proprietary.

Product Application Details	
Applications	Western Blot, Immunohistochemistry-Paraffin, Immunocytochemistry/Immunofluorescence, Immunohistochemistry
Recommended Dilutions	Western Blot 1:500-1:3000, Immunohistochemistry Assay dependent, Immunocytochemistry/ Immunofluorescence Assay dependent, Immunohistochemistry-Paraffin Assay dependent

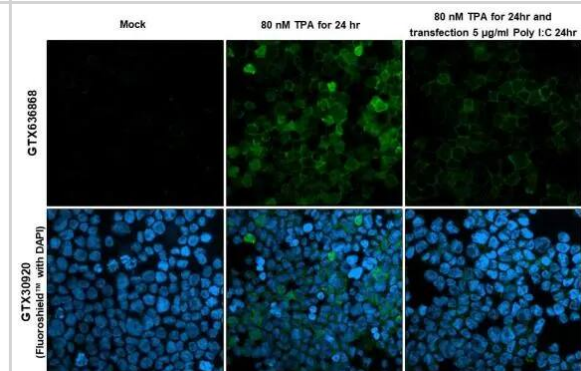


Images


Immunohistochemistry-Paraffin: RGS1 Antibody (HL1402) - Azide and BSA Free [NBP3-25635] - RGS1 antibody [HL1402] detects RGS1 protein at cytoplasm by immunohistochemical analysis. Sample: Paraffin-embedded mouse spleen. RGS1 stained by RGS1 antibody [HL1402] (NBP3-25635) diluted at 1:100. Antigen Retrieval: Citrate buffer, pH 6.0, 15 min



Immunocytochemistry/Immunofluorescence: RGS1 Antibody (HL1402) - Azide and BSA Free [NBP3-25635] - RGS1 antibody [HL1402] detects RGS1 protein at cell membrane by immunofluorescent analysis. Sample: Mock and treated THP-1 cells were fixed in 4% paraformaldehyde at RT for 15 min. Green: RGS1 stained by RGS1 antibody [HL1402] (NBP3-25635) diluted at 1:100. Blue: Fluoroshield with DAPI .



Western Blot: RGS1 Antibody (HL1402) - Azide and BSA Free [NBP3-25635] - Untreated (-) and treated (+) THP-1 whole cell extract (30 ug) were separated by 12% SDS-PAGE, and the membrane was blotted with RGS1 antibody [HL1402] (NBP3-25635) diluted at 1:1000. The HRP-conjugated anti-rabbit IgG antibody was used to detect the primary antibody.





Novus Biologicals USA

10730 E. Briarwood Avenue
Centennial, CO 80112
USA
Phone: 303.730.1950
Toll Free: 1.888.506.6887
Fax: 303.730.1966
nb-customerservice@bio-techne.com

Bio-Techne Canada

21 Canmotor Ave
Toronto, ON M8Z 4E6
Canada
Phone: 905.827.6400
Toll Free: 855.668.8722
Fax: 905.827.6402
canada.inquires@bio-techne.com

Bio-Techne Ltd

19 Barton Lane
Abingdon Science Park
Abingdon, OX14 3NB, United Kingdom
Phone: (44) (0) 1235 529449
Free Phone: 0800 37 34 15
Fax: (44) (0) 1235 533420
info.EMEA@bio-techne.com

General Contact Information

www.novusbio.com
Technical Support: nb-technical@bio-techne.com
Orders: nb-customerservice@bio-techne.com
General: novus@novusbio.com

Products Related to NBP3-25635

NBP2-33376H	Blue Marker Antibody (6F4-F6) [HRP]
HAF008	Goat anti-Rabbit IgG Secondary Antibody [HRP]
NB7160	Goat anti-Rabbit IgG (H+L) Secondary Antibody [HRP]
NBP2-24891	Rabbit IgG Isotype Control

Limitations

This product is for research use only and is not approved for use in humans or in clinical diagnosis. Primary Antibodies are guaranteed for 1 year from date of receipt.

For more information on our 100% guarantee, please visit www.novusbio.com/guarantee

Earn gift cards/discounts by submitting a review: www.novusbio.com/reviews/submit/NBP3-25635

Earn gift cards/discounts by submitting a publication using this product:
www.novusbio.com/publications

