

Product Datasheet

STAM-1 Antibody (HL1635) - Azide and BSA Free NBP3-25518

Unit Size: 100 ul

Store at 4C short term. Aliquot and store at -20C long term. Avoid freeze-thaw cycles.

www.novusbio.com



technical@novusbio.com

Protocols, Publications, Related Products, Reviews, Research Tools and Images at:
www.novusbio.com/NBP3-25518

Updated 9/9/2025 v.20.1

Earn rewards for product
reviews and publications.

Submit a publication at www.novusbio.com/publications

Submit a review at www.novusbio.com/reviews/destination/NBP3-25518



NBP3-25518

STAM-1 Antibody (HL1635) - Azide and BSA Free

Product Information	
Unit Size	100 ul
Concentration	Concentrations vary lot to lot. See vial label for concentration. If unlisted please contact technical services.
Storage	Store at 4C short term. Aliquot and store at -20C long term. Avoid freeze-thaw cycles.
Clonality	Monoclonal
Clone	HL1635
Preservative	No Preservative
Isotype	IgG
Purity	Protein A purified
Buffer	PBS

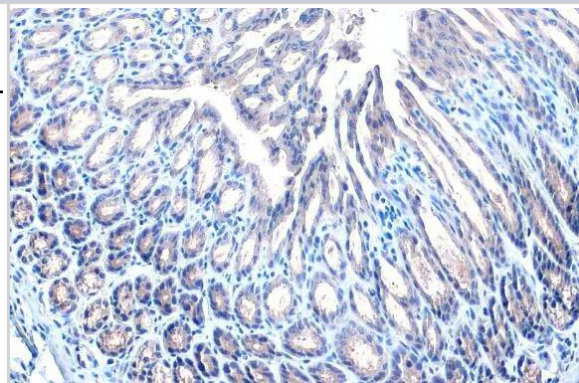
Product Description	
Description	Novus Biologicals Rabbit STAM-1 Antibody (HL1635) - Azide and BSA Free (NBP3-25518) is a recombinant monoclonal antibody validated for use in IHC, WB and ICC/IF. All Novus Biologicals antibodies are covered by our 100% guarantee.
Host	Rabbit
Gene ID	8027
Gene Symbol	STAM
Species	Human, Mouse
Immunogen	Recombinant fragment of human STAM-1.

Product Application Details	
Applications	Western Blot, Immunohistochemistry-Paraffin, Immunocytochemistry/Immunofluorescence, Immunohistochemistry
Recommended Dilutions	Western Blot 1:5000-1:100000, Immunohistochemistry, Immunocytochemistry/Immunofluorescence, Immunohistochemistry-Paraffin

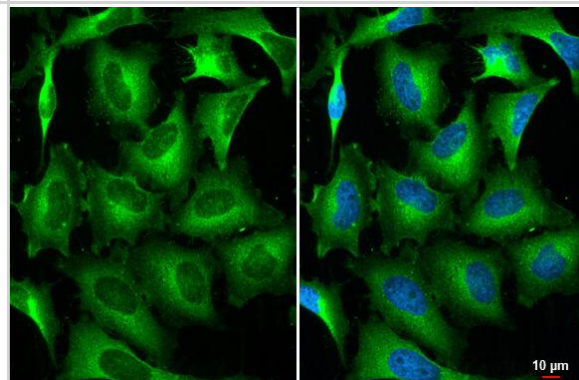


Images

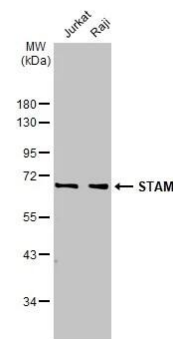
Immunohistochemistry-Paraffin: STAM-1 Antibody (HL1635) - Azide and BSA Free [NBP3-25518] - STAM antibody [HL1635] detects STAM protein at cytoplasm by immunohistochemical analysis. Sample: Paraffin-embedded mouse stomach. STAM stained by STAM antibody [HL1635] (NBP3-25518) diluted at 1:100. Antigen Retrieval: Citrate buffer, pH 6.0, 15 min




Immunocytochemistry/Immunofluorescence: STAM-1 Antibody (HL1635) - Azide and BSA Free [NBP3-25518] - STAM antibody [HL1635] detects STAM protein at cytoplasm by immunofluorescent analysis. Sample: HeLa cells were fixed in 4% paraformaldehyde at RT for 15 min. Green: STAM stained by STAM antibody [HL1635] (NBP3-25518) diluted at 1:500. Blue: Fluoroshield with DAPI .



Western Blot: STAM-1 Antibody (HL1635) - Azide and BSA Free [NBP3-25518] - Various whole cell extracts (30 ug) were separated by 10% SDS-PAGE, and the membrane was blotted with STAM antibody [HL1635] (NBP3-25518) diluted at 1:1000. The HRP-conjugated anti-rabbit IgG antibody was used to detect the primary antibody.



Western Blot: STAM-1 Antibody (HL1635) - Azide and BSA Free [NBP3-25518] - Non-transfected (-) and transfected (+) 293T whole cell extracts were separated by 10% SDS-PAGE, and the membrane was blotted with STAM antibody [HL1635] (NBP3-25518) diluted at 1:100000. The HRP-conjugated anti-rabbit IgG antibody was used to detect the primary antibody.





Novus Biologicals USA

10730 E. Briarwood Avenue
Centennial, CO 80112
USA
Phone: 303.730.1950
Toll Free: 1.888.506.6887
Fax: 303.730.1966
nb-customerservice@bio-techne.com

Bio-Techne Canada

21 Canmotor Ave
Toronto, ON M8Z 4E6
Canada
Phone: 905.827.6400
Toll Free: 855.668.8722
Fax: 905.827.6402
canada.inquires@bio-techne.com

Bio-Techne Ltd

19 Barton Lane
Abingdon Science Park
Abingdon, OX14 3NB, United Kingdom
Phone: (44) (0) 1235 529449
Free Phone: 0800 37 34 15
Fax: (44) (0) 1235 533420
info.EMEA@bio-techne.com

General Contact Information

www.novusbio.com
Technical Support: nb-technical@bio-techne.com
Orders: nb-customerservice@bio-techne.com
General: novus@novusbio.com

Products Related to NBP3-25518

NBP2-33376H	Blue Marker Antibody (6F4-F6) [HRP]
HAF008	Goat anti-Rabbit IgG Secondary Antibody [HRP]
NB7160	Goat anti-Rabbit IgG (H+L) Secondary Antibody [HRP]
NBP2-24891	Rabbit IgG Isotype Control

Limitations

This product is for research use only and is not approved for use in humans or in clinical diagnosis. Primary Antibodies are guaranteed for 1 year from date of receipt.

For more information on our 100% guarantee, please visit www.novusbio.com/guarantee

Earn gift cards/discounts by submitting a review: www.novusbio.com/reviews/submit/NBP3-25518

Earn gift cards/discounts by submitting a publication using this product:
www.novusbio.com/publications

