

Product Datasheet

GLP-1R Antibody (HL2297) - Azide and BSA Free NBP3-25482

Unit Size: 100 ul

Store at 4C short term. Aliquot and store at -20C long term. Avoid freeze-thaw cycles.

www.novusbio.com



technical@novusbio.com

Protocols, Publications, Related Products, Reviews, Research Tools and Images at:
www.novusbio.com/NBP3-25482

Updated 9/9/2025 v.20.1

Earn rewards for product
reviews and publications.

Submit a publication at www.novusbio.com/publications

Submit a review at www.novusbio.com/reviews/destination/NBP3-25482



NBP3-25482

GLP-1R Antibody (HL2297) - Azide and BSA Free

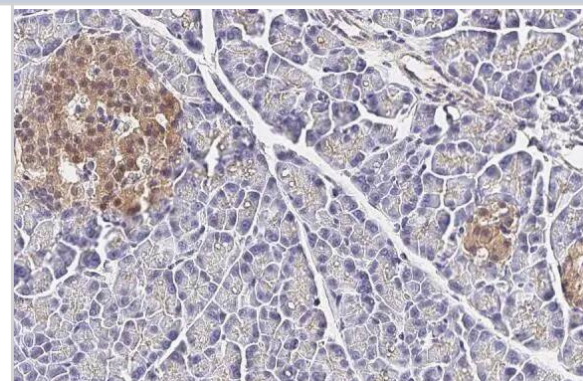
Product Information	
Unit Size	100 ul
Concentration	Concentrations vary lot to lot. See vial label for concentration. If unlisted please contact technical services.
Storage	Store at 4C short term. Aliquot and store at -20C long term. Avoid freeze-thaw cycles.
Clonality	Monoclonal
Clone	HL2297
Preservative	No Preservative
Isotype	IgG
Purity	Protein A purified
Buffer	PBS
Target Molecular Weight	53 kDa

Product Description	
Description	Novus Biologicals Rabbit GLP-1R Antibody (HL2297) - Azide and BSA Free (NBP3-25482) is a recombinant monoclonal antibody validated for use in IHC. All Novus Biologicals antibodies are covered by our 100% guarantee.
Host	Rabbit
Gene ID	2740
Gene Symbol	GLP1R
Species	Human, Mouse, Rat
Immunogen	Synthetic peptide of human GLP-1R.

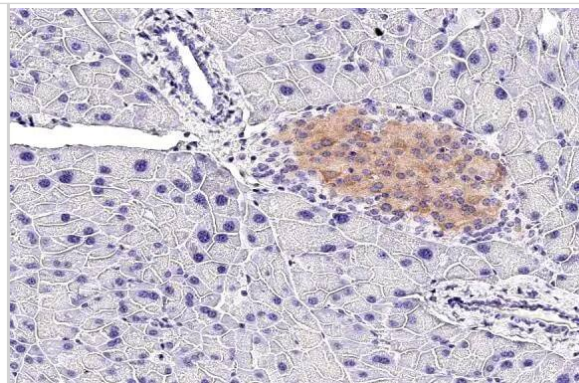
Product Application Details	
Applications	Immunohistochemistry-Paraffin, Immunohistochemistry
Recommended Dilutions	Immunohistochemistry Assay dependent, Immunohistochemistry-Paraffin Assay dependent

Images

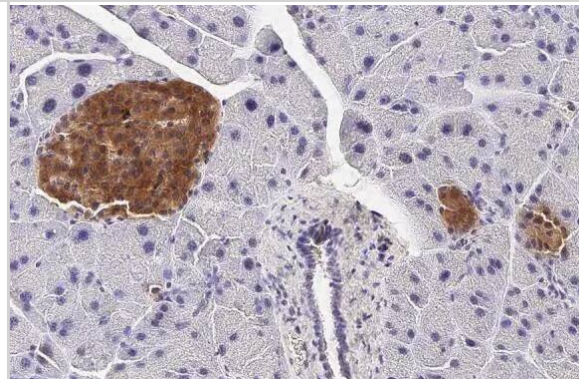
Immunohistochemistry-Paraffin: GLP-1R Antibody (HL2297) - Azide and BSA Free [NBP3-25482] - GLP1R antibody [HL2297] detects GLP1R protein at cell membrane by immunohistochemical analysis. Sample: Paraffin-embedded rat pancreas. GLP1R stained by GLP1R antibody [HL2297] (NBP3-25482) diluted at 1:200. Antigen Retrieval: Citrate buffer, pH 6.0, 15 min



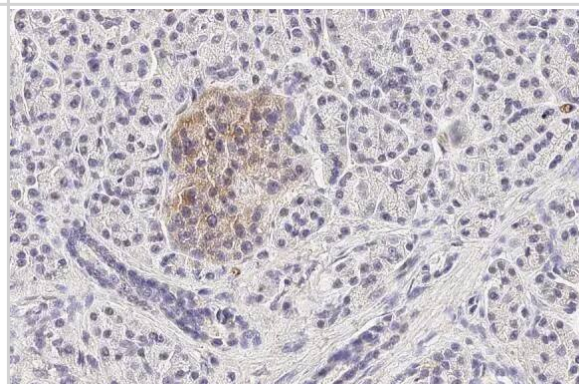
Immunohistochemistry-Paraffin: GLP-1R Antibody (HL2297) - Azide and BSA Free [NBP3-25482] - GLP1R antibody [HL2297] detects GLP1R protein at cell membrane by immunohistochemical analysis. Sample: Paraffin-embedded mouse pancreas. GLP1R stained by GLP1R antibody [HL2297] (NBP3-25482) diluted at 1:20000. Antigen Retrieval: Citrate buffer, pH 6.0, 15 min



Immunohistochemistry-Paraffin: GLP-1R Antibody (HL2297) - Azide and BSA Free [NBP3-25482] - GLP1R antibody [HL2297] detects GLP1R protein at cell membrane by immunohistochemical analysis. Sample: Paraffin-embedded mouse pancreas. GLP1R stained by GLP1R antibody [HL2297] (NBP3-25482) diluted at 1:200. Antigen Retrieval: Citrate buffer, pH 6.0, 15 min

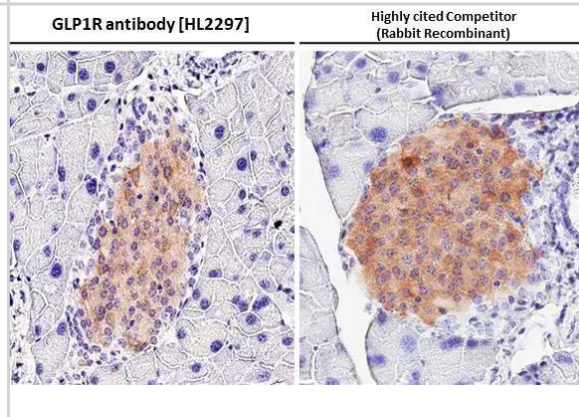


Immunohistochemistry-Paraffin: GLP-1R Antibody (HL2297) - Azide and BSA Free [NBP3-25482] - GLP1R antibody [HL2297] detects GLP1R protein at cell membrane by immunohistochemical analysis. Sample: Paraffin-embedded human pancreas. GLP1R stained by GLP1R antibody [HL2297] (NBP3-25482) diluted at 1:200. Antigen Retrieval: Citrate buffer, pH 6.0, 15 min



GLP1R antibody [HL2297] detects GLP1R protein at cell membrane and cytoplasm by immunohistochemical analysis. Sample: Paraffin-embedded mouse pancreas. GLP1R stained by GLP1R antibody [HL2297] (NBP3-25482) diluted at 1:2000 and competitor's antibody (ab218532) diluted at 1:2000. Antigen Retrieval: Citrate buffer, pH 6.0, 15 min

*Competitor's antibody is not affiliated with Novus and does not endorse this product.





Novus Biologicals USA

10730 E. Briarwood Avenue
Centennial, CO 80112
USA
Phone: 303.730.1950
Toll Free: 1.888.506.6887
Fax: 303.730.1966
nb-customerservice@bio-techne.com

Bio-Techne Canada

21 Canmotor Ave
Toronto, ON M8Z 4E6
Canada
Phone: 905.827.6400
Toll Free: 855.668.8722
Fax: 905.827.6402
canada.inquires@bio-techne.com

Bio-Techne Ltd

19 Barton Lane
Abingdon Science Park
Abingdon, OX14 3NB, United Kingdom
Phone: (44) (0) 1235 529449
Free Phone: 0800 37 34 15
Fax: (44) (0) 1235 533420
info.EMEA@bio-techne.com

General Contact Information

www.novusbio.com
Technical Support: nb-technical@bio-techne.com
Orders: nb-customerservice@bio-techne.com
General: novus@novusbio.com

Products Related to NBP3-25482

HAF008	Goat anti-Rabbit IgG Secondary Antibody [HRP]
NB7160	Goat anti-Rabbit IgG (H+L) Secondary Antibody [HRP]
NBP2-24891	Rabbit IgG Isotype Control
NLS1205PEP	GLP-1R Antibody Blocking Peptide

Limitations

This product is for research use only and is not approved for use in humans or in clinical diagnosis. Primary Antibodies are guaranteed for 1 year from date of receipt.

For more information on our 100% guarantee, please visit www.novusbio.com/guarantee

Earn gift cards/discounts by submitting a review: www.novusbio.com/reviews/submit/NBP3-25482

Earn gift cards/discounts by submitting a publication using this product:
www.novusbio.com/publications

