

Product Datasheet

ETS2 Antibody (HL2259) - Azide and BSA Free NBP3-25458

Unit Size: 100 ul

Store at 4C short term. Aliquot and store at -20C long term. Avoid freeze-thaw cycles.

www.novusbio.com



technical@novusbio.com

Protocols, Publications, Related Products, Reviews, Research Tools and Images at:
www.novusbio.com/NBP3-25458

Updated 9/25/2025 v.20.1

Earn rewards for product
reviews and publications.

Submit a publication at www.novusbio.com/publications

Submit a review at www.novusbio.com/reviews/destination/NBP3-25458



NBP3-25458

ETS2 Antibody (HL2259) - Azide and BSA Free

| Product Information | |
|----------------------------|--|
| Unit Size | 100 ul |
| Concentration | Concentrations vary lot to lot. See vial label for concentration. If unlisted please contact technical services. |
| Storage | Store at 4C short term. Aliquot and store at -20C long term. Avoid freeze-thaw cycles. |
| Clonality | Monoclonal |
| Clone | HL2259 |
| Preservative | No Preservative |
| Isotype | IgG |
| Purity | Protein A purified |
| Buffer | PBS |

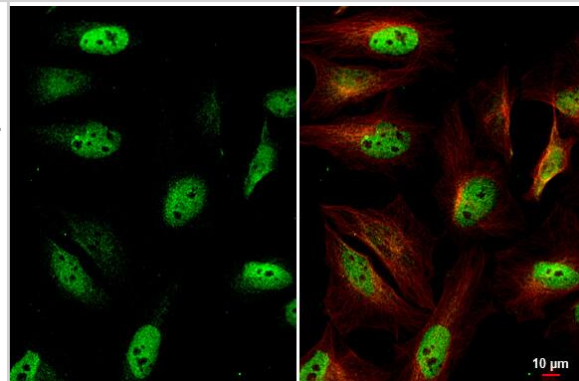
| Product Description | |
|----------------------------|--|
| Description | Novus Biologicals Rabbit ETS2 Antibody (HL2259) - Azide and BSA Free (NBP3-25458) is a recombinant monoclonal antibody validated for use in WB and ICC/IF. All Novus Biologicals antibodies are covered by our 100% guarantee. |
| Host | Rabbit |
| Gene ID | 2114 |
| Gene Symbol | ETS2 |
| Species | Human, Mouse |
| Immunogen | Recombinant fragment of human ETS2. |

| Product Application Details | |
|------------------------------------|--|
| Applications | Western Blot, Immunocytochemistry/ Immunofluorescence |
| Recommended Dilutions | Western Blot 1:500-1:3000, Immunocytochemistry/ Immunofluorescence |

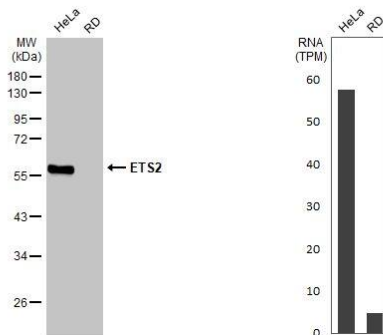


Images

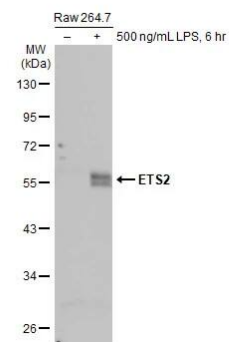
Immunocytochemistry/Immunofluorescence: ETS2 Antibody (HL2259) - Azide and BSA Free [NBP3-25458] - ETS2 antibody [HL2259] detects ETS2 protein at cytoplasm and nucleus by immunofluorescent analysis.
Sample: HeLa cells were fixed in 4% paraformaldehyde at RT for 15 min.
Green: ETS2 stained by ETS2 antibody [HL2259] (NBP3-25458) diluted at 1:500.
Red: alpha Tubulin, a cytoskeleton marker, stained by alpha Tubulin antibody [GT114] diluted at 1:1000.



Western Blot: ETS2 Antibody (HL2259) - Azide and BSA Free [NBP3-25458] - Various whole cell extracts (30 ug) were separated by 10% SDS-PAGE, and the membrane was blotted with ETS2 antibody [HL2259] (NBP3-25458) diluted at 1:1000. The HRP-conjugated anti-rabbit IgG antibody was used to detect the primary antibody.
Corresponding RNA expression data for the same cell lines are based on Human Protein Atlas program.



Western Blot: ETS2 Antibody (HL2259) - Azide and BSA Free [NBP3-25458] - Untreated (-) and treated (+) Raw 264.7 whole cell extracts (30 ug) were separated by 10% SDS-PAGE, and the membrane was blotted with ETS2 antibody [HL2259] (NBP3-25458) diluted at 1:1000. The HRP-conjugated anti-rabbit IgG antibody was used to detect the primary antibody, and the signal was developed with Trident ECL plus-Enhanced.





Novus Biologicals USA

10730 E. Briarwood Avenue
Centennial, CO 80112
USA
Phone: 303.730.1950
Toll Free: 1.888.506.6887
Fax: 303.730.1966
nb-customerservice@bio-techne.com

Bio-Techne Canada

21 Canmotor Ave
Toronto, ON M8Z 4E6
Canada
Phone: 905.827.6400
Toll Free: 855.668.8722
Fax: 905.827.6402
canada.inquires@bio-techne.com

Bio-Techne Ltd

19 Barton Lane
Abingdon Science Park
Abingdon, OX14 3NB, United Kingdom
Phone: (44) (0) 1235 529449
Free Phone: 0800 37 34 15
Fax: (44) (0) 1235 533420
info.EMEA@bio-techne.com

General Contact Information

www.novusbio.com
Technical Support: nb-technical@bio-techne.com
Orders: nb-customerservice@bio-techne.com
General: novus@novusbio.com

Products Related to NBP3-25458

| | |
|-------------|---|
| NBP2-33376H | Blue Marker Antibody (6F4-F6) [HRP] |
| HAF008 | Goat anti-Rabbit IgG Secondary Antibody [HRP] |
| NB7160 | Goat anti-Rabbit IgG (H+L) Secondary Antibody [HRP] |
| NBP2-24891 | Rabbit IgG Isotype Control |

Limitations

This product is for research use only and is not approved for use in humans or in clinical diagnosis. Primary Antibodies are guaranteed for 1 year from date of receipt.

For more information on our 100% guarantee, please visit www.novusbio.com/guarantee

Earn gift cards/discounts by submitting a review: www.novusbio.com/reviews/submit/NBP3-25458

Earn gift cards/discounts by submitting a publication using this product:
www.novusbio.com/publications

