

Product Datasheet

ADAM10 Antibody (CL13808) - BSA Free NBP3-24577-100ul

Unit Size: 100 ul

Store at 4C short term. Aliquot and store at -20C long term. Avoid freeze-thaw cycles.

www.novusbio.com



technical@novusbio.com

Protocols, Publications, Related Products, Reviews, Research Tools and Images at:
www.novusbio.com/NBP3-24577

Updated 12/2/2025 v.20.1

Earn rewards for product
reviews and publications.

Submit a publication at www.novusbio.com/publications

Submit a review at www.novusbio.com/reviews/destination/NBP3-24577



NBP3-24577-100ul

ADAM10 Antibody (CL13808) - BSA Free

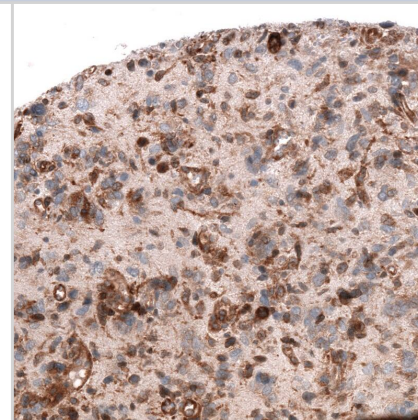
| Product Information | |
|---------------------|------------------------------------------------------------------------------------------------------------------|
| Unit Size | 100 ul |
| Concentration | Concentrations vary lot to lot. See vial label for concentration. If unlisted please contact technical services. |
| Storage | Store at 4C short term. Aliquot and store at -20C long term. Avoid freeze-thaw cycles. |
| Clonality | Monoclonal |
| Clone | CL13808 |
| Preservative | 0.02% Sodium Azide |
| Isotype | IgG1 |
| Purity | Protein A purified |
| Buffer | PBS (pH 7.2) and 40% Glycerol |

| Product Description | |
|---------------------|---------------------------------------------------------------------------------------------------------------------------------------------------------------------------------------------------------|
| Description | Novus Biologicals Mouse ADAM10 Antibody (CL13808) - BSA Free (NBP3-24577) is a monoclonal antibody validated for use in IHC and WB. All Novus Biologicals antibodies are covered by our 100% guarantee. |
| Host | Mouse |
| Gene ID | 102 |
| Gene Symbol | ADAM10 |
| Species | Human |
| Immunogen | This antibody was developed using a synthetic peptide derived from O14672, with the exact immunogen sequence remaining proprietary. |

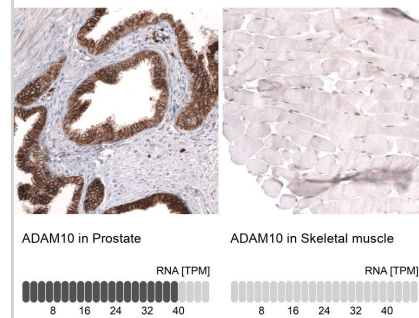
| Product Application Details | |
|-----------------------------|---------------------------------------------------------------------------------------------------------------------------------------------------------------------------------|
| Applications | Western Blot, Immunohistochemistry-Paraffin, Immunohistochemistry |
| Recommended Dilutions | Western Blot 1ug/ml, Immunohistochemistry 1:1000 - 1:2500, Immunohistochemistry-Paraffin 1:1000 - 1:2500 |
| Application Notes | For IHC-Paraffin, we recommend using Heat-Induced Epitope Retrieval (HIER) with a pH level of 6. This optimized retrieval method ensures the best results for your experiments. |

Images

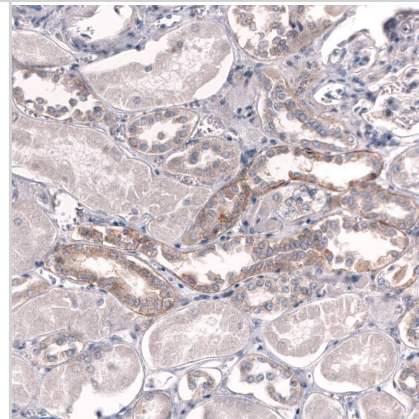
Staining of human glioblastoma multiforme shows moderate to strong cytoplasmic positivity in tumor cells.



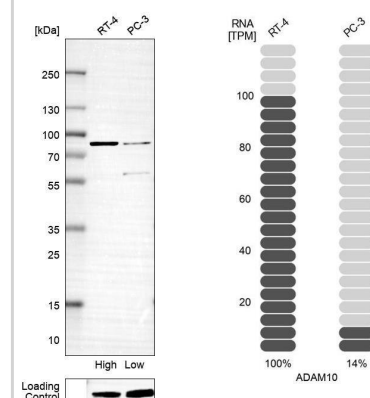
Analysis in human prostate and skeletal muscle tissues using NBP3-24577 antibody. Corresponding ADAM10 RNA-seq data are presented for the same tissues.



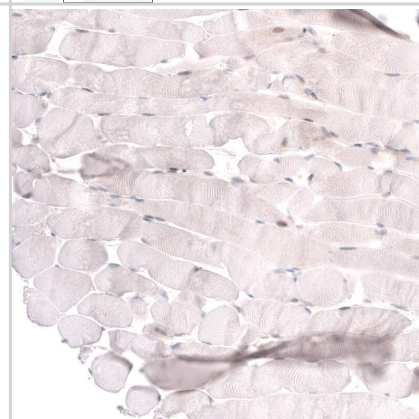
Staining of human kidney shows weak to moderate membranous positivity in cells in tubules.



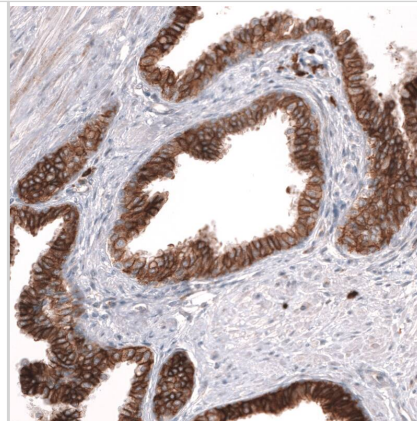
Western blot analysis in human cell lines RT-4 and PC-3 using Anti-ADAM10 antibody. Corresponding ADAM10 RNA-seq data are presented for the same cell lines. Loading control: Anti-PFN1



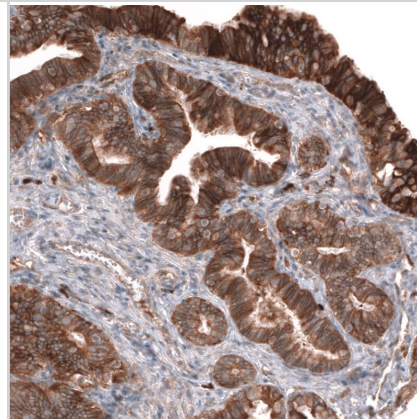
Staining of human skeletal muscle shows no positivity in myocytes as expected.



Staining of human prostate shows strong membranous positivity in glandular cells.



Staining of human fallopian tube shows strong membranous positivity in glandular cells.





Novus Biologicals USA

10730 E. Briarwood Avenue
Centennial, CO 80112
USA
Phone: 303.730.1950
Toll Free: 1.888.506.6887
Fax: 303.730.1966
nb-customerservice@bio-techne.com

Bio-Techne Canada

21 Canmotor Ave
Toronto, ON M8Z 4E6
Canada
Phone: 905.827.6400
Toll Free: 855.668.8722
Fax: 905.827.6402
canada.inquires@bio-techne.com

Bio-Techne Ltd

19 Barton Lane
Abingdon Science Park
Abingdon, OX14 3NB, United Kingdom
Phone: (44) (0) 1235 529449
Free Phone: 0800 37 34 15
Fax: (44) (0) 1235 533420
info.EMEA@bio-techne.com

General Contact Information

www.novusbio.com
Technical Support: nb-technical@bio-techne.com
Orders: nb-customerservice@bio-techne.com
General: novus@novusbio.com

Products Related to NBP3-24577-100ul

| | |
|------------------|----------------------------------------------------|
| NBP2-33376H | Blue Marker Antibody (6F4-F6) [HRP] |
| HAF007 | Goat anti-Mouse IgG Secondary Antibody [HRP] |
| NB7539 | Goat anti-Mouse IgG (H+L) Secondary Antibody [HRP] |
| NBP1-97005-0.5mg | Mouse IgG1 Isotype Control (MG1) |

Limitations

This product is for research use only and is not approved for use in humans or in clinical diagnosis. Primary Antibodies are guaranteed for 1 year from date of receipt.

For more information on our 100% guarantee, please visit www.novusbio.com/guarantee

Earn gift cards/discounts by submitting a review: www.novusbio.com/reviews/submit/NBP3-24577

Earn gift cards/discounts by submitting a publication using this product:
www.novusbio.com/publications

