

Product Datasheet

Lgr5/GPR49 Antibody (CL13567) - BSA Free NBP3-24570-100ul

Unit Size: 100 ul

Store at 4C short term. Aliquot and store at -20C long term. Avoid freeze-thaw cycles.

www.novusbio.com



technical@novusbio.com

Protocols, Publications, Related Products, Reviews, Research Tools and Images at:
www.novusbio.com/NBP3-24570

Updated 12/2/2025 v.20.1

Earn rewards for product
reviews and publications.

Submit a publication at www.novusbio.com/publications

Submit a review at www.novusbio.com/reviews/destination/NBP3-24570



NBP3-24570-100ul

Lgr5/GPR49 Antibody (CL13567) - BSA Free

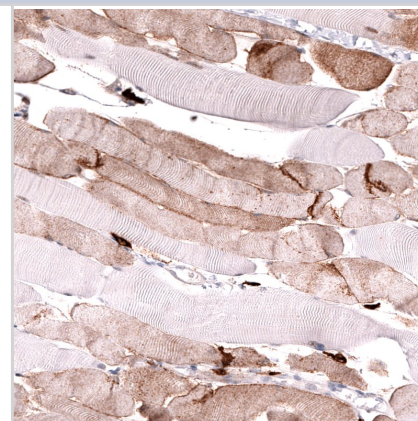
Product Information	
Unit Size	100 ul
Concentration	Concentrations vary lot to lot. See vial label for concentration. If unlisted please contact technical services.
Storage	Store at 4C short term. Aliquot and store at -20C long term. Avoid freeze-thaw cycles.
Clonality	Monoclonal
Clone	CL13567
Preservative	0.02% Sodium Azide
Isotype	IgG2a
Purity	Protein A purified
Buffer	PBS (pH 7.2) and 40% Glycerol

Product Description	
Description	Novus Biologicals Mouse Lgr5/GPR49 Antibody (CL13567) - BSA Free (NBP3-24570) is a monoclonal antibody validated for use in IHC and WB. All Novus Biologicals antibodies are covered by our 100% guarantee.
Host	Mouse
Gene ID	8549
Gene Symbol	LGR5
Species	Human
Reactivity Notes	Rat (87%)
Immunogen	This antibody was developed using a synthetic peptide derived from O75473, with the exact immunogen sequence remaining proprietary.

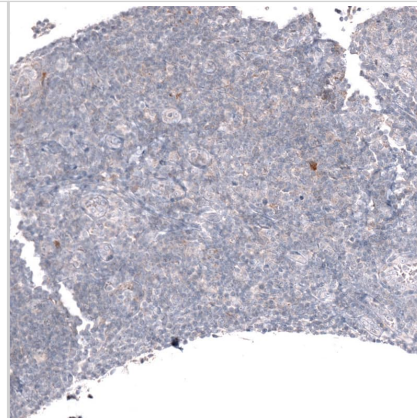
Product Application Details	
Applications	Western Blot, Immunohistochemistry-Paraffin, Immunohistochemistry
Recommended Dilutions	Western Blot 1ug/ml, Immunohistochemistry 1:5000 - 1:10000, Immunohistochemistry-Paraffin 1:5000 - 1:10000
Application Notes	For IHC-Paraffin, we recommend using Heat-Induced Epitope Retrieval (HIER) with a pH level of 6. This optimized retrieval method ensures the best results for your experiments.

Images

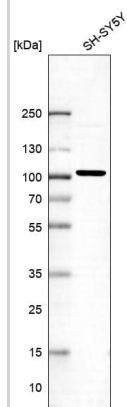
Staining of human skeletal muscle shows moderate membranous positivity in myocytes.



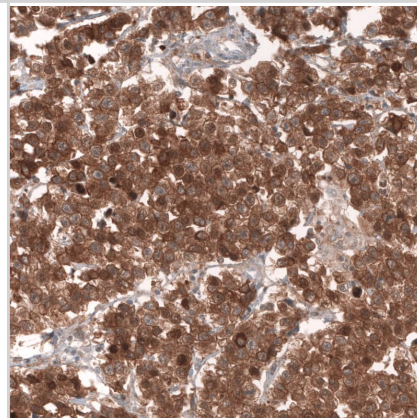
Staining of human tonsil shows no positivity in non-germinal center cells as expected.



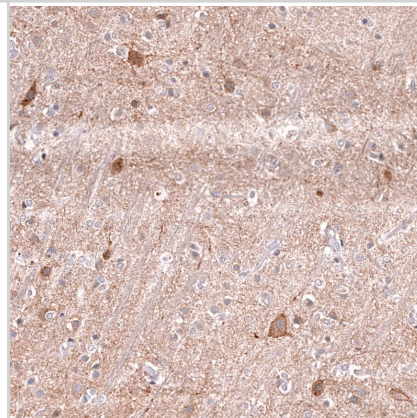
Western blot analysis in human cell line SH-SY5Y.



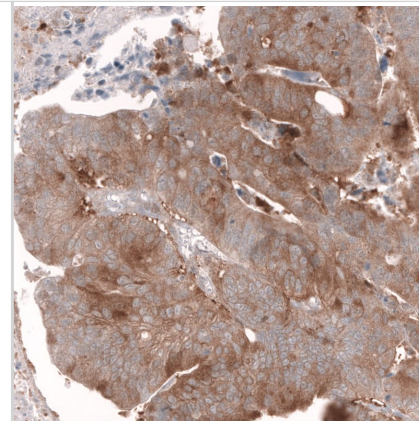
Staining of human ovarian cancer (dysgerminoma) shows strong membranous and cytoplasmic positivity in tumor cells.



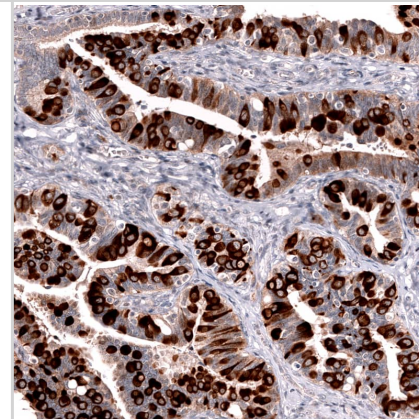
Staining of human cerebral cortex shows moderate membranous positivity in a subset of neurons.



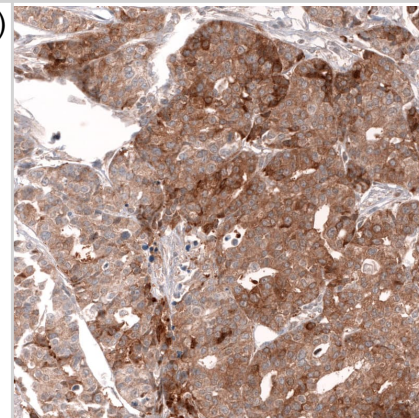
Staining of human colorectal cancer shows moderate cytoplasmic positivity in tumor cells.



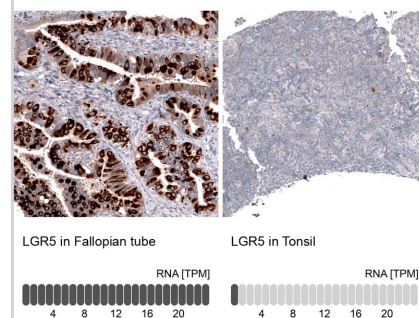
Staining of human fallopian tube shows strong cytoplasmic positivity in glandular cells.



Staining of human ovarian cancer (high grade serous ovarian carcinoma) shows strong cytoplasmic positivity in tumor cells.



Analysis in human fallopian tube and tonsil tissues using NBP3-24570 antibody. Corresponding LGR5 RNA-seq data are presented for the same tissues.





Novus Biologicals USA

10730 E. Briarwood Avenue
Centennial, CO 80112
USA
Phone: 303.730.1950
Toll Free: 1.888.506.6887
Fax: 303.730.1966
nb-customerservice@bio-techne.com

Bio-Techne Canada

21 Canmotor Ave
Toronto, ON M8Z 4E6
Canada
Phone: 905.827.6400
Toll Free: 855.668.8722
Fax: 905.827.6402
canada.inquires@bio-techne.com

Bio-Techne Ltd

19 Barton Lane
Abingdon Science Park
Abingdon, OX14 3NB, United Kingdom
Phone: (44) (0) 1235 529449
Free Phone: 0800 37 34 15
Fax: (44) (0) 1235 533420
info.EMEA@bio-techne.com

General Contact Information

www.novusbio.com
Technical Support: nb-technical@bio-techne.com
Orders: nb-customerservice@bio-techne.com
General: novus@novusbio.com

Products Related to NBP3-24570-100ul

NBP2-33376H	Blue Marker Antibody (6F4-F6) [HRP]
HAF007	Goat anti-Mouse IgG Secondary Antibody [HRP]
NB7539	Goat anti-Mouse IgG (H+L) Secondary Antibody [HRP]
NBP1-96778	Mouse IgG2a Isotype Control (M2A)

Limitations

This product is for research use only and is not approved for use in humans or in clinical diagnosis. Primary Antibodies are guaranteed for 1 year from date of receipt.

For more information on our 100% guarantee, please visit www.novusbio.com/guarantee

Earn gift cards/discounts by submitting a review: www.novusbio.com/reviews/submit/NBP3-24570

Earn gift cards/discounts by submitting a publication using this product:
www.novusbio.com/publications

