

Product Datasheet

Netrin-1 Antibody (SR2201) - BSA Free NBP3-21882-100ul

Unit Size: 100 ul

Store at 4C short term. Aliquot and store at -20C long term. Avoid freeze-thaw cycles.

www.novusbio.com



technical@novusbio.com

Protocols, Publications, Related Products, Reviews, Research Tools and Images at:
www.novusbio.com/NBP3-21882

Updated 9/9/2025 v.20.1

Earn rewards for product
reviews and publications.

Submit a publication at www.novusbio.com/publications

Submit a review at www.novusbio.com/reviews/destination/NBP3-21882



NBP3-21882-100ul

Netrin-1 Antibody (SR2201) - BSA Free

Product Information	
Unit Size	100 ul
Concentration	Please see the vial label for concentration. If unlisted please contact technical services.
Storage	Store at 4C short term. Aliquot and store at -20C long term. Avoid freeze-thaw cycles.
Clonality	Monoclonal
Clone	SR2201
Preservative	0.02% Sodium Azide
Isotype	IgG
Purity	Affinity purified
Buffer	PBS, pH 7.4, 150mM NaCl, 50% glycerol.
Target Molecular Weight	75 kDa

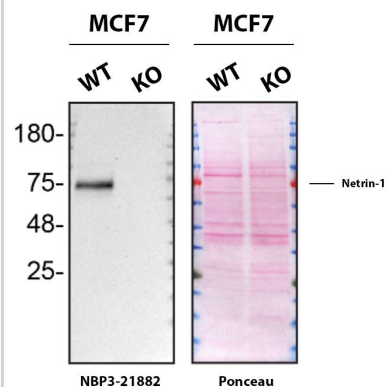
Product Description	
Description	Novus Biologicals Knockout (KO) Validated Rabbit Netrin-1 Antibody (SR2201) - BSA Free (NBP3-21882) is a recombinant monoclonal antibody validated for use in WB, ICC/IF and IP. All Novus Biologicals antibodies are covered by our 100% guarantee.
Host	Rabbit
Gene ID	9423
Gene Symbol	NTN1
Species	Human, Mouse, Rat
Specificity/Sensitivity	Detects endogenous levels of total Netrin-1
Immunogen	A synthesized peptide derived from human Netrin-1 (Uniprot #: O95631)

Product Application Details	
Applications	Western Blot, Immunocytochemistry/ Immunofluorescence, Immunoprecipitation, Knockout Validated
Recommended Dilutions	Western Blot 1:500-1:2000, Immunocytochemistry/ Immunofluorescence 1:50-1:200, Immunoprecipitation Validated for Immunoprecipitation from YCharOS Inc. (YCharOS.com), Knockout Validated Knockout validated from YCharOS Inc. (YCharOS.com)

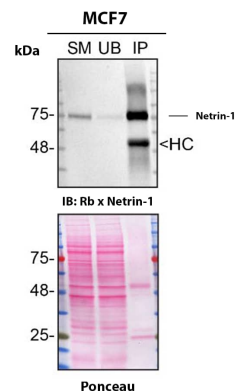


Images

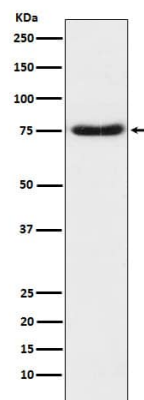
Western blot shows cell culture media from MCF7 parental cell line and Netrin-1 knockout MCF7 cell line (KO). Nitrocellulose membrane was probed with Netrin-1 Antibody (SR2201) (Catalog # NBP3-21882) followed by HRP-conjugated secondary antibody. A specific band was detected for Netrin-1 at approximately 67.7 kDa (as indicated) in the parental MCF7 cell line, but is not detectable in knockout MCF7 cell line. Primary antibody dilution used: 1/1000. The Ponceau stained transfer of the blot is shown. This experiment was conducted under reducing conditions. Image, protocol, and testing courtesy of YCharOS Inc. See ycharos.com for additional details.



MCF7 cell line cell culture media were prepared and immunoprecipitation was performed using 2.0 μ g of Netrin-1 Antibody (SR2201) (Catalog # NBP3-21882) pre-coupled to Dynabeads Protein A. Immunoprecipitated Netrin-1 was detected in Western Blot with a rabbit Netrin-1 antibody used at 1/2000. The Ponceau stained transfer of the blot is shown. SM=4% starting material; UB=4% unbound fraction; IP=immunoprecipitate; HC=antibody heavy chain. Image, protocol and testing courtesy of YCharOS Inc. (ycharos.com).



Western Blot: Netrin-1 Antibody (SR2201) [NBP3-21882] - Western blot analysis using NBP3-21882 in Human fetal brain lysate.





Novus Biologicals USA

10730 E. Briarwood Avenue
Centennial, CO 80112
USA
Phone: 303.730.1950
Toll Free: 1.888.506.6887
Fax: 303.730.1966
nb-customerservice@bio-techne.com

Bio-Techne Canada

21 Canmotor Ave
Toronto, ON M8Z 4E6
Canada
Phone: 905.827.6400
Toll Free: 855.668.8722
Fax: 905.827.6402
canada.inquires@bio-techne.com

Bio-Techne Ltd

19 Barton Lane
Abingdon Science Park
Abingdon, OX14 3NB, United Kingdom
Phone: (44) (0) 1235 529449
Free Phone: 0800 37 34 15
Fax: (44) (0) 1235 533420
info.EMEA@bio-techne.com

General Contact Information

www.novusbio.com
Technical Support: nb-technical@bio-techne.com
Orders: nb-customerservice@bio-techne.com
General: novus@novusbio.com

Products Related to NBP3-21882-100ul

NBP2-33376H	Blue Marker Antibody (6F4-F6) [HRP]
HAF008	Goat anti-Rabbit IgG Secondary Antibody [HRP]
NB7160	Goat anti-Rabbit IgG (H+L) Secondary Antibody [HRP]
NBP2-24891	Rabbit IgG Isotype Control

Limitations

This product is for research use only and is not approved for use in humans or in clinical diagnosis. Primary Antibodies are guaranteed for 1 year from date of receipt.

For more information on our 100% guarantee, please visit www.novusbio.com/guarantee

Earn gift cards/discounts by submitting a review: www.novusbio.com/reviews/submit/NBP3-21882

Earn gift cards/discounts by submitting a publication using this product:
www.novusbio.com/publications

