

# Product Datasheet

## Calmodulin 2 Antibody (J4D8) - BSA Free NBP3-21504

Unit Size: 0.1 ml

Store at 4C short term. Aliquot and store at -20C long term. Avoid freeze-thaw cycles.

[www.novusbio.com](http://www.novusbio.com)



[technical@novusbio.com](mailto:technical@novusbio.com)

Protocols, Publications, Related Products, Reviews, Research Tools and Images at:  
[www.novusbio.com/NBP3-21504](http://www.novusbio.com/NBP3-21504)

Updated 9/9/2025 v.20.1

Earn rewards for product  
reviews and publications.

Submit a publication at [www.novusbio.com/publications](http://www.novusbio.com/publications)

Submit a review at [www.novusbio.com/reviews/destination/NBP3-21504](http://www.novusbio.com/reviews/destination/NBP3-21504)



**NBP3-21504**

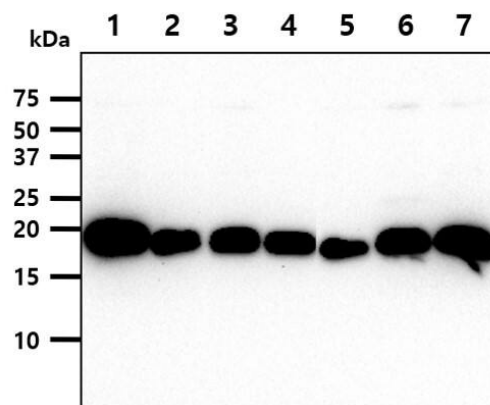
Calmodulin 2 Antibody (J4D8) - BSA Free

Product Information	
Unit Size	0.1 ml
Concentration	1 mg/ml
Storage	Store at 4C short term. Aliquot and store at -20C long term. Avoid freeze-thaw cycles.
Clonality	Monoclonal
Clone	J4D8
Preservative	0.02% Sodium Azide
Isotype	IgG2a Kappa
Purity	Protein G purified
Buffer	PBS (pH 7.4), 10% Glycerol
Product Description	
Description	Novus Biologicals Mouse Calmodulin 2 Antibody (J4D8) - BSA Free (NBP3-21504) is a monoclonal antibody validated for use in WB, ELISA, Flow and ICC/IF. All Novus Biologicals antibodies are covered by our 100% guarantee.
Host	Mouse
Gene ID	805
Gene Symbol	CALM2
Species	Human
Immunogen	Recombinant human Calmodulin (1-149aa) purified from E. coli (Accession #: NP_001734; Uniprot #: P0DP24).
Product Application Details	
Applications	Western Blot, ELISA, Flow Cytometry, Immunocytochemistry/Immunofluorescence
Recommended Dilutions	Western Blot, Flow Cytometry, ELISA, Immunocytochemistry/Immunofluorescence

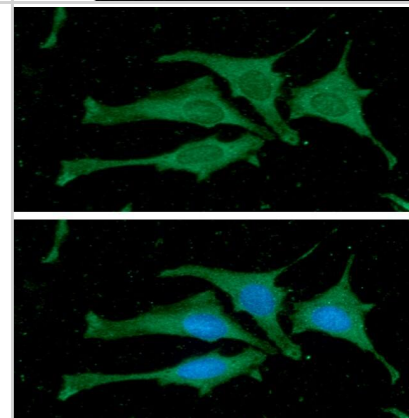


## Images

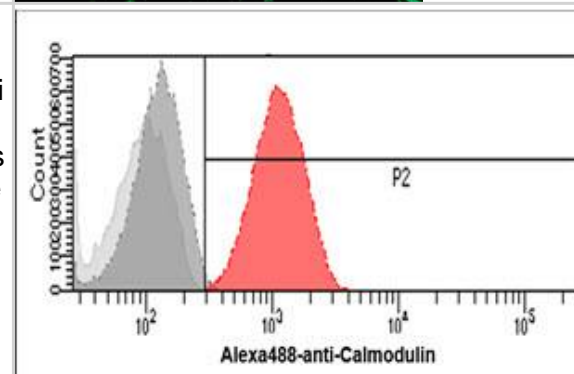
**Western Blot: Calmodulin 2 Antibody (J4D8) - BSA Free [NBP3-21504] -** The cell lysates (40ug) were resolved by SDS-PAGE, transferred to PVDF membrane and probed with NBP3-21504 (1:1000). Proteins were visualized using a goat anti-mouse secondary antibody conjugated to HRP and an ECL detection system. Lane 1: NIH3T3 cell lysate. Lane 2: HeLa cell lysate. Lane 3: Jurkat cell lysate. Lane 4: A549 cell lysate. Lane 5: MCF7 cell lysate. Lane 6: Ramos cell lysate. Lane 7: PC3 cell lysate



**Immunocytochemistry/Immunofluorescence: Calmodulin 2 Antibody (J4D8) - BSA Free [NBP3-21504] - ICC/IF analysis of Calmodulin 2 in HeLa cells.** The cell was stained with NBP3-21504 (1:100). The secondary antibody (green) was used Alexa Fluor 488. DAPI was stained the cell nucleus (blue).



**Flow Cytometry: Calmodulin 2 Antibody (J4D8) - BSA Free [NBP3-21504] -** Flow cytometry analysis of Calmodulin 2 in HeLa cells. The cell was stained with NBP3-21504 at 2-5ug for  $1 \times 10^6$  cells (red). A Goat anti mouse IgG (Alexa fluor 488) was used as the secondary antibody. Mouse monoclonal IgG was used as the isotype control (dark gray), cells without incubation with primary and secondary antibody was used as the negative control (light gray).





### **Novus Biologicals USA**

10730 E. Briarwood Avenue  
Centennial, CO 80112  
USA  
Phone: 303.730.1950  
Toll Free: 1.888.506.6887  
Fax: 303.730.1966  
nb-customerservice@bio-techne.com

### **Bio-Techne Canada**

21 Canmotor Ave  
Toronto, ON M8Z 4E6  
Canada  
Phone: 905.827.6400  
Toll Free: 855.668.8722  
Fax: 905.827.6402  
canada.inquires@bio-techne.com

### **Bio-Techne Ltd**

19 Barton Lane  
Abingdon Science Park  
Abingdon, OX14 3NB, United Kingdom  
Phone: (44) (0) 1235 529449  
Free Phone: 0800 37 34 15  
Fax: (44) (0) 1235 533420  
info.EMEA@bio-techne.com

### **General Contact Information**

www.novusbio.com  
Technical Support: nb-technical@bio-techne.com  
Orders: nb-customerservice@bio-techne.com  
General: novus@novusbio.com

### **Products Related to NBP3-21504**

---

NBP2-33376H	Blue Marker Antibody (6F4-F6) [HRP]
HAF007	Goat anti-Mouse IgG Secondary Antibody [HRP]
NB7539	Goat anti-Mouse IgG (H+L) Secondary Antibody [HRP]
NBP1-96981-0.5mg	Mouse IgG2a Kappa Isotype Control (M2AK)

---

### **Limitations**

This product is for research use only and is not approved for use in humans or in clinical diagnosis. Primary Antibodies are guaranteed for 1 year from date of receipt.

For more information on our 100% guarantee, please visit [www.novusbio.com/guarantee](http://www.novusbio.com/guarantee)

Earn gift cards/discounts by submitting a review: [www.novusbio.com/reviews/submit/NBP3-21504](http://www.novusbio.com/reviews/submit/NBP3-21504)

Earn gift cards/discounts by submitting a publication using this product:  
[www.novusbio.com/publications](http://www.novusbio.com/publications)

