

Product Datasheet

MINA Antibody - BSA Free NBP3-21502

Unit Size: 0.1 mg

Store at 4C short term. Aliquot and store at -20C long term. Avoid freeze-thaw cycles.

www.novusbio.com



technical@novusbio.com

Protocols, Publications, Related Products, Reviews, Research Tools and Images at:
www.novusbio.com/NBP3-21502

Updated 3/4/2026 v.20.1

Earn rewards for product
reviews and publications.

Submit a publication at www.novusbio.com/publications

Submit a review at www.novusbio.com/reviews/destination/NBP3-21502



NBP3-21502

MINA Antibody - BSA Free

Product Information	
Unit Size	0.1 mg
Concentration	1 mg/ml
Storage	Store at 4C short term. Aliquot and store at -20C long term. Avoid freeze-thaw cycles.
Clonality	Polyclonal
Preservative	0.02% Sodium Azide
Isotype	IgG
Purity	Peptide affinity purified
Buffer	PBS

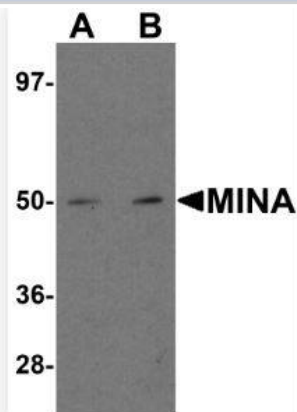
Product Description	
Host	Rabbit
Gene ID	84864
Gene Symbol	RIOX2
Species	Human, Mouse
Reactivity Notes	Immunogen displays the following percentage of sequence identity for non-tested species: Bovine: (80%), Rat: (80%)
Immunogen	Myosin Heavy Chain 3 antibody was raised against a 15 amino acid synthetic peptide near the amino terminus of human Myosin MINA. The immunogen is located within amino acids 380 - 430 of MINA. Amino Acid Sequence: HSLKNSRETHMMGNE

Product Application Details	
Applications	Western Blot, Immunohistochemistry-Paraffin, ELISA, Immunohistochemistry, Immunocytochemistry
Recommended Dilutions	Western Blot 1-2 ug/ml, ELISA, Immunohistochemistry 5 ug/ml, Immunohistochemistry-Paraffin 5 ug/ml, Immunocytochemistry 20 ug/ml

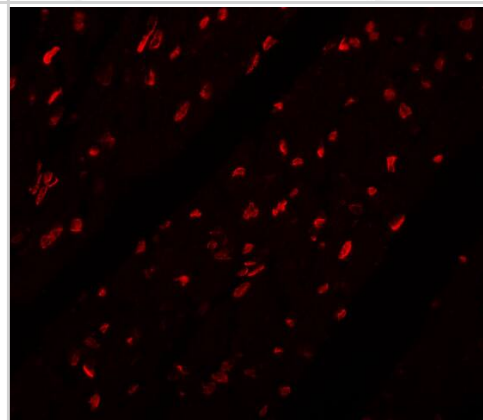


Images

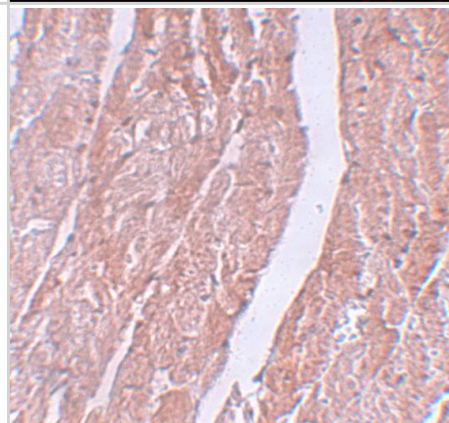
Western Blot-NBP3-21502-MINA Antibody - BSA Free-Analysis of MINA in human heart tissue lysate with MINA antibody at (A) 1 and (B) 2 ug/mL.



Immunocytochemistry/ Immunofluorescence: MINA Antibody - BSA Free [NBP3-21502] - Immunofluorescence of MINA in mouse heart tissue with MINA antibody at 20 ug/mL.



Immunohistochemistry: MINA Antibody - BSA Free [NBP3-21502] - Immunohistochemistry of MINA in mouse heart tissue with MINA antibody at 5 ug/mL.





Novus Biologicals USA

10730 E. Briarwood Avenue
Centennial, CO 80112
USA
Phone: 303.730.1950
Toll Free: 1.888.506.6887
Fax: 303.730.1966
nb-customerservice@bio-techne.com

Bio-Techne Canada

21 Canmotor Ave
Toronto, ON M8Z 4E6
Canada
Phone: 905.827.6400
Toll Free: 855.668.8722
Fax: 905.827.6402
canada.inquires@bio-techne.com

Bio-Techne Ltd

19 Barton Lane
Abingdon Science Park
Abingdon, OX14 3NB, United Kingdom
Phone: (44) (0) 1235 529449
Free Phone: 0800 37 34 15
Fax: (44) (0) 1235 533420
info.EMEA@bio-techne.com

General Contact Information

www.novusbio.com
Technical Support: nb-technical@bio-techne.com
Orders: nb-customerservice@bio-techne.com
General: novus@novusbio.com

Products Related to NBP3-21502

HAF008	Goat anti-Rabbit IgG Secondary Antibody [HRP]
NB7160	Goat anti-Rabbit IgG (H+L) Secondary Antibody [HRP]
NBP2-24891	Rabbit IgG Isotype Control
NBP2-51814-0.02mg	Recombinant Human MINA His Protein

Limitations

This product is for research use only and is not approved for use in humans or in clinical diagnosis. Primary Antibodies are guaranteed for 1 year from date of receipt.

For more information on our 100% guarantee, please visit www.novusbio.com/guarantee

Earn gift cards/discounts by submitting a review: www.novusbio.com/reviews/submit/NBP3-21502

Earn gift cards/discounts by submitting a publication using this product:
www.novusbio.com/publications

