

# Product Datasheet

## SBSN Antibody (SBSN/7964)

### NBP3-20568-100ug

Unit Size: 100 ug

Store at 4C. Do not freeze.

[www.novusbio.com](http://www.novusbio.com)



[technical@novusbio.com](mailto:technical@novusbio.com)

Protocols, Publications, Related Products, Reviews, Research Tools and Images at:  
[www.novusbio.com/NBP3-20568](http://www.novusbio.com/NBP3-20568)

Updated 7/16/2024 v.20.1

Earn rewards for product  
reviews and publications.

Submit a publication at [www.novusbio.com/publications](http://www.novusbio.com/publications)

Submit a review at [www.novusbio.com/reviews/destination/NBP3-20568](http://www.novusbio.com/reviews/destination/NBP3-20568)



**NBP3-20568-100ug**

SBSN Antibody (SBSN/7964)

| Product Information |                             |
|---------------------|-----------------------------|
| Unit Size           | 100 ug                      |
| Concentration       | 0.2 mg/ml                   |
| Storage             | Store at 4C. Do not freeze. |
| Clonality           | Monoclonal                  |
| Clone               | SBSN/7964                   |
| Preservative        | 0.05% Sodium Azide          |
| Isotype             | IgG                         |
| Purity              | Protein A or G purified     |
| Buffer              | 10mM PBS with 0.05% BSA     |

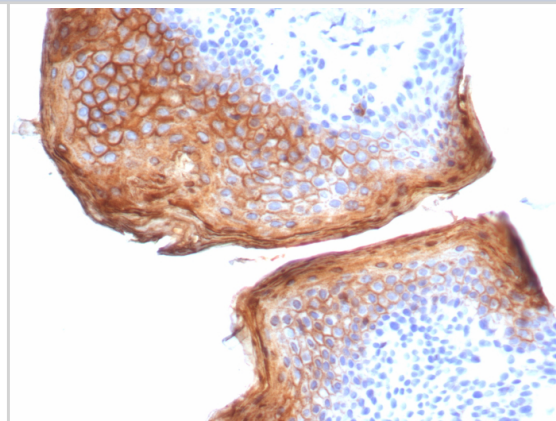
| Product Description |  |
|---------------------|--|
| Description         | Positive Controls: Human thymus, uterus or esophagus.<br><br>Antibody with azide - store at 2 to 8C. Antibody without azide - store at -20 to -80C. Non-hazardous. No MSDS required. |
| Host                | Mouse  |
| Gene ID             | 374897   |
| Gene Symbol         | SBSN   |
| Species             | Human  |
| Immunogen           | Recombinant fragment of human SBSN protein (exact sequence is proprietary)   |

| Product Application Details |   |
|-----------------------------|---|
| Applications                | Immunohistochemistry-Paraffin   |
| Recommended Dilutions       | Immunohistochemistry-Paraffin 1-2 ug/ml   |
| Application Notes           | Immunohistochemistry (Formalin-fixed): 1-2ug/ml for 30 minutes. at RT. Staining of formalin-fixed tissues requires heating tissue sections in 10mM Tris with 1mM EDTA, pH 9.0, for 45 min at 95C followed by cooling at RT for 20 minutes.<br><br>Optimal dilution for a specific application should be determined. |

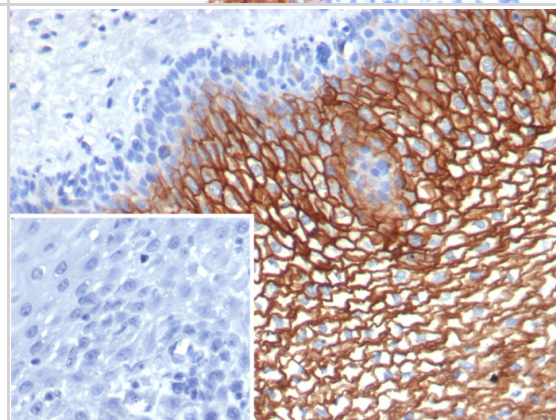


## Images

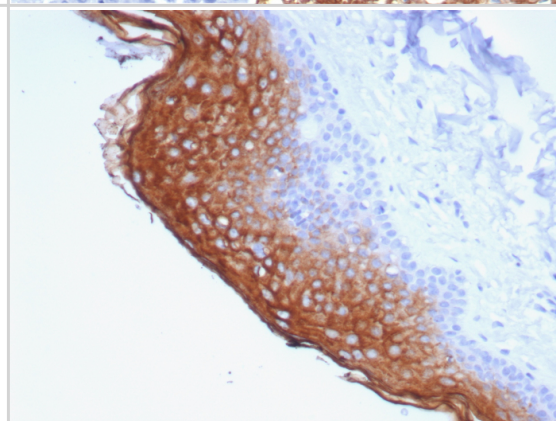
Formalin-fixed, paraffin-embedded human skin stained with SBSN antibody (SBSN/7964). HIER: Tris/EDTA, pH9.0, 45min. Secondary: HRP-polymer, 30min. DAB, 5min.



Formalin-fixed, paraffin-embedded human esophagus stained with SBSN antibody (SBSN/7964). Inset: PBS instead of primary antibody; secondary only negative control.



Formalin-fixed, paraffin-embedded human skin stained with SBSN antibody (SBSN/7964). HIER: Tris/EDTA, pH9.0, 45min. Secondary: HRP-polymer, 30min. DAB, 5min.





### **Novus Biologicals USA**

10730 E. Briarwood Avenue  
Centennial, CO 80112  
USA  
Phone: 303.730.1950  
Toll Free: 1.888.506.6887  
Fax: 303.730.1966  
nb-customerservice@bio-techne.com

### **Bio-Techne Canada**

21 Canmotor Ave  
Toronto, ON M8Z 4E6  
Canada  
Phone: 905.827.6400  
Toll Free: 855.668.8722  
Fax: 905.827.6402  
canada.inquires@bio-techne.com

### **Bio-Techne Ltd**

19 Barton Lane  
Abingdon Science Park  
Abingdon, OX14 3NB, United Kingdom  
Phone: (44) (0) 1235 529449  
Free Phone: 0800 37 34 15  
Fax: (44) (0) 1235 533420  
info.EMEA@bio-techne.com

### **General Contact Information**

www.novusbio.com  
Technical Support: nb-technical@bio-techne.com  
Orders: nb-customerservice@bio-techne.com  
General: novus@novusbio.com

### **Products Related to NBP3-20568-100ug**

---

|                   |   |
|-------------------|---|
| HAF007            | Goat anti-Mouse IgG Secondary Antibody [HRP]            |
| NB720-B           | Rabbit anti-Mouse IgG (H+L) Secondary Antibody [Biotin] |
| NBP1-97019-5mg    | Mouse IgG Isotype Control                               |
| H00374897-P01-2ug | Recombinant Human SBSN GST (N-Term) Protein             |

---

### **Limitations**

This product is for research use only and is not approved for use in humans or in clinical diagnosis. Primary Antibodies are guaranteed for 1 year from date of receipt.

For more information on our 100% guarantee, please visit [www.novusbio.com/guarantee](http://www.novusbio.com/guarantee)

Earn gift cards/discounts by submitting a review: [www.novusbio.com/reviews/submit/NBP3-20568](http://www.novusbio.com/reviews/submit/NBP3-20568)

Earn gift cards/discounts by submitting a publication using this product:  
[www.novusbio.com/publications](http://www.novusbio.com/publications)

