

# Product Datasheet

## S100A4 Antibody (S01-7H1)

### NBP3-19607-100ul

Unit Size: 100 ul

Store at 4C short term. Aliquot and store at -20C long term. Avoid freeze-thaw cycles.

[www.novusbio.com](http://www.novusbio.com)



[technical@novusbio.com](mailto:technical@novusbio.com)

Protocols, Publications, Related Products, Reviews, Research Tools and Images at:  
[www.novusbio.com/NBP3-19607](http://www.novusbio.com/NBP3-19607)

Updated 9/9/2025 v.20.1

Earn rewards for product  
reviews and publications.

Submit a publication at [www.novusbio.com/publications](http://www.novusbio.com/publications)

Submit a review at [www.novusbio.com/reviews/destination/NBP3-19607](http://www.novusbio.com/reviews/destination/NBP3-19607)



**NBP3-19607-100ul**

S100A4 Antibody (S01-7H1)

<b>Product Information</b>	
<b>Unit Size</b>	100 ul
<b>Concentration</b>	0.3 mg/ml
<b>Storage</b>	Store at 4C short term. Aliquot and store at -20C long term. Avoid freeze-thaw cycles.
<b>Clonality</b>	Monoclonal
<b>Clone</b>	S01-7H1
<b>Preservative</b>	0.01% Sodium Azide
<b>Isotype</b>	IgG
<b>Purity</b>	Affinity purified
<b>Buffer</b>	50mM Tris-Glycine(pH 7.4), 0.15M NaCl, 40% Glycerol, 0.05% BSA
<b>Target Molecular Weight</b>	12 kDa


<b>Product Description</b>	
<b>Description</b>	Novus Biologicals Rabbit S100A4 Antibody (S01-7H1) (NBP3-19607) is a recombinant monoclonal antibody validated for use in IHC, WB and ICC/IF. All Novus Biologicals antibodies are covered by our 100% guarantee.
<b>Host</b>	Rabbit
<b>Gene ID</b>	6275
<b>Gene Symbol</b>	S100A4
<b>Species</b>	Human
<b>Immunogen</b>	A synthetic peptide of human S100A4 (Uniprot # P26447)

<b>Product Application Details</b>	
<b>Applications</b>	Western Blot, Immunohistochemistry-Paraffin, Immunocytochemistry/Immunofluorescence, Immunohistochemistry
<b>Recommended Dilutions</b>	Western Blot 1/1000-1/5000, Immunohistochemistry 1/50-1/200, Immunocytochemistry/ Immunofluorescence 1/20-1/50, Immunohistochemistry-Paraffin

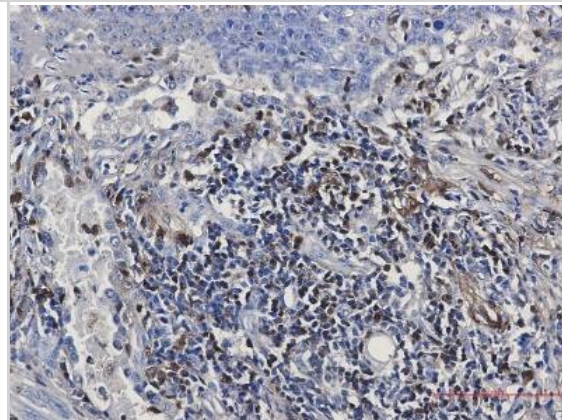


## Images

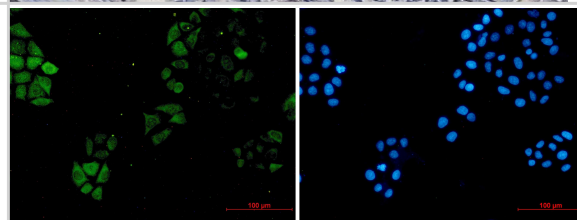
Western Blot: S100A4 Antibody (S01-7H1) [NBP3-19607] - Western blot detection of S100A4 in Hela cell lysates using NBP3-19607 (1:500 diluted). Predicted band size: 12kDa. Observed band size: 12kDa.



Immunohistochemistry-Paraffin: S100A4 Antibody (S01-7H1) [NBP3-19607] - Immunohistochemistry of S100A4 in paraffin-embedded Human lung cancer tissue using NBP3-19607 at dilution 1/50



Immunocytochemistry/Immunofluorescence: S100A4 Antibody (S01-7H1) [NBP3-19607] - Immunocytochemistry of S100A4 (green) in hela using NBP3-19607 at dilution 1/5, and DAPI (blue)





### **Novus Biologicals USA**

10730 E. Briarwood Avenue  
Centennial, CO 80112  
USA  
Phone: 303.730.1950  
Toll Free: 1.888.506.6887  
Fax: 303.730.1966  
nb-customerservice@bio-techne.com

### **Bio-Techne Canada**

21 Canmotor Ave  
Toronto, ON M8Z 4E6  
Canada  
Phone: 905.827.6400  
Toll Free: 855.668.8722  
Fax: 905.827.6402  
canada.inquires@bio-techne.com

### **Bio-Techne Ltd**

19 Barton Lane  
Abingdon Science Park  
Abingdon, OX14 3NB, United Kingdom  
Phone: (44) (0) 1235 529449  
Free Phone: 0800 37 34 15  
Fax: (44) (0) 1235 533420  
info.EMEA@bio-techne.com

### **General Contact Information**

www.novusbio.com  
Technical Support: nb-technical@bio-techne.com  
Orders: nb-customerservice@bio-techne.com  
General: novus@novusbio.com

### **Products Related to NBP3-19607-100ul**

---

NBP2-33376H	Blue Marker Antibody (6F4-F6) [HRP]
HAF008	Goat anti-Rabbit IgG Secondary Antibody [HRP]
NB7160	Goat anti-Rabbit IgG (H+L) Secondary Antibody [HRP]
NBP2-24891	Rabbit IgG Isotype Control

---

### **Limitations**

This product is for research use only and is not approved for use in humans or in clinical diagnosis. Primary Antibodies are guaranteed for 1 year from date of receipt.

For more information on our 100% guarantee, please visit [www.novusbio.com/guarantee](http://www.novusbio.com/guarantee)

Earn gift cards/discounts by submitting a review: [www.novusbio.com/reviews/submit/NBP3-19607](http://www.novusbio.com/reviews/submit/NBP3-19607)

Earn gift cards/discounts by submitting a publication using this product:  
[www.novusbio.com/publications](http://www.novusbio.com/publications)

