

Product Datasheet

Alkaline Phosphatase, Tissue Non-Specific Antibody (S08-6H0)

NBP3-19565-100ul

Unit Size: 100 ul

Store at 4C short term. Aliquot and store at -20C long term. Avoid freeze-thaw cycles.

www.novusbio.com



technical@novusbio.com


Protocols, Publications, Related Products, Reviews, Research Tools and Images at:
www.novusbio.com/NBP3-19565

Updated 9/9/2025 v.20.1

Earn rewards for product reviews and publications.

Submit a publication at www.novusbio.com/publications

Submit a review at www.novusbio.com/reviews/destination/NBP3-19565



NBP3-19565-100ul

Alkaline Phosphatase, Tissue Non-Specific Antibody (S08-6H0)

| Product Information | |
|--------------------------------|--|
| Unit Size | 100 ul |
| Concentration | 0.3 mg/ml |
| Storage | Store at 4C short term. Aliquot and store at -20C long term. Avoid freeze-thaw cycles. |
| Clonality | Monoclonal |
| Clone | S08-6H0 |
| Preservative | 0.01% Sodium Azide |
| Isotype | IgG |
| Purity | Affinity purified |
| Buffer | 50mM Tris-Glycine(pH 7.4), 0.15M NaCl, 40% Glycerol, 0.05% BSA |
| Target Molecular Weight | 80 kDa |


| Product Description | |
|----------------------------|--|
| Description | Novus Biologicals Rabbit Alkaline Phosphatase, Tissue Non-Specific Antibody (S08-6H0) (NBP3-19565) is a recombinant monoclonal antibody validated for use in IHC, WB and ICC/IF. All Novus Biologicals antibodies are covered by our 100% guarantee. |
| Host | Rabbit |
| Gene ID | 249 |
| Gene Symbol | ALPL |
| Species | Human, Mouse, Rat |
| Immunogen | A synthetic peptide of human Alkaline Phosphatase, Tissue Non-Specific (Uniprot # P05186) |

| Product Application Details | |
|------------------------------------|---|
| Applications | Western Blot, Immunohistochemistry-Paraffin, Immunocytochemistry/Immunofluorescence, Immunohistochemistry |
| Recommended Dilutions | Western Blot 1/2000-1/10000, Immunohistochemistry 1/50-1/200, Immunocytochemistry/ Immunofluorescence 1/20-1/100, Immunohistochemistry-Paraffin |

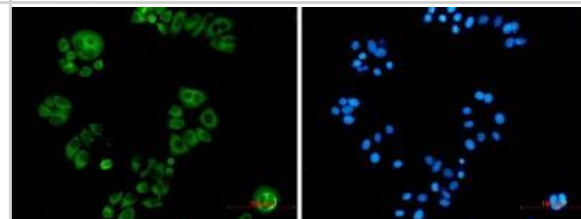


Images

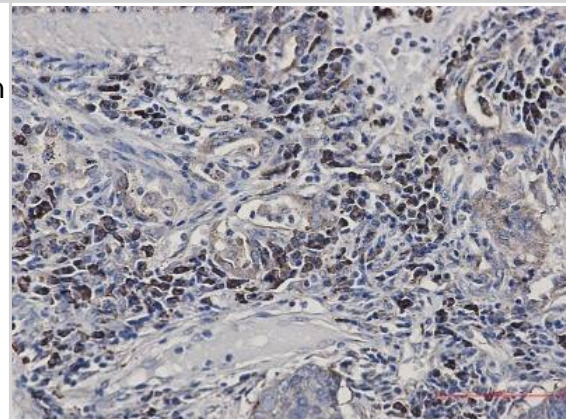
Western Blot: Alkaline Phosphatase, Tissue Non-Specific Antibody (S08-6H0) [NBP3-19565] - Western blot detection of Alkaline Phosphatase, Tissue Non-Specific in HeLa, C6 cell lysates using NBP3-19565 (1:500 diluted). Predicted band size: 57kDa. Observed band size: 80kDa.



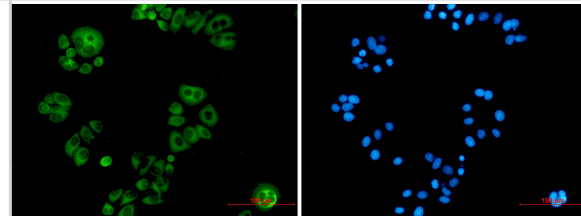
Immunocytochemistry/Immunofluorescence: Alkaline Phosphatase, Tissue Non-Specific Antibody (S08-6H0) [NBP3-19565] - Immunofluorescence of Alkaline Phosphatase, Tissue Non-Specific (green) in HeLa using NBP3-19565 at dilution 1/5, and DAPI (blue)



Immunohistochemistry-Paraffin: Alkaline Phosphatase, Tissue Non-Specific Antibody (S08-6H0) [NBP3-19565] - Immunohistochemistry of Alkaline Phosphatase, Tissue Non-Specific in paraffin-embedded Human lung cancer tissue using NBP3-19565 at dilution 1/50



Immunocytochemistry/Immunofluorescence: Alkaline Phosphatase, Tissue Non-Specific Antibody (S08-6H0) [NBP3-19565] - Immunofluorescence of Alkaline Phosphatase, Tissue Non-Specific (green) in HeLa using NBP3-19565 at dilution 1/5, and DAPI (blue)





Novus Biologicals USA

10730 E. Briarwood Avenue
Centennial, CO 80112
USA
Phone: 303.730.1950
Toll Free: 1.888.506.6887
Fax: 303.730.1966
nb-customerservice@bio-techne.com

Bio-Techne Canada

21 Canmotor Ave
Toronto, ON M8Z 4E6
Canada
Phone: 905.827.6400
Toll Free: 855.668.8722
Fax: 905.827.6402
canada.inquires@bio-techne.com

Bio-Techne Ltd

19 Barton Lane
Abingdon Science Park
Abingdon, OX14 3NB, United Kingdom
Phone: (44) (0) 1235 529449
Free Phone: 0800 37 34 15
Fax: (44) (0) 1235 533420
info.EMEA@bio-techne.com

General Contact Information

www.novusbio.com
Technical Support: nb-technical@bio-techne.com
Orders: nb-customerservice@bio-techne.com
General: novus@novusbio.com

Products Related to NBP3-19565-100ul

| | |
|-------------|---|
| NBP2-33376H | Blue Marker Antibody (6F4-F6) [HRP] |
| HAF008 | Goat anti-Rabbit IgG Secondary Antibody [HRP] |
| NB7160 | Goat anti-Rabbit IgG (H+L) Secondary Antibody [HRP] |
| NBP2-24891 | Rabbit IgG Isotype Control |

Limitations

This product is for research use only and is not approved for use in humans or in clinical diagnosis. Primary Antibodies are guaranteed for 1 year from date of receipt.

For more information on our 100% guarantee, please visit www.novusbio.com/guarantee

Earn gift cards/discounts by submitting a review: www.novusbio.com/reviews/submit/NBP3-19565

Earn gift cards/discounts by submitting a publication using this product:
www.novusbio.com/publications

