

Product Datasheet

mtTFA Antibody (S08-3E2)

NBP3-19504-100ul

Unit Size: 100 ul

Store at 4C short term. Aliquot and store at -20C long term. Avoid freeze-thaw cycles.

www.novusbio.com



technical@novusbio.com

Protocols, Publications, Related Products, Reviews, Research Tools and Images at:
www.novusbio.com/NBP3-19504

Updated 9/9/2025 v.20.1

Earn rewards for product reviews and publications.

Submit a publication at www.novusbio.com/publications

Submit a review at www.novusbio.com/reviews/destination/NBP3-19504



NBP3-19504-100ul

mtTFA Antibody (S08-3E2)

Product Information	
Unit Size	100 ul
Concentration	0.3 mg/ml
Storage	Store at 4C short term. Aliquot and store at -20C long term. Avoid freeze-thaw cycles.
Clonality	Monoclonal
Clone	S08-3E2
Preservative	0.01% Sodium Azide
Isotype	IgG
Purity	Affinity purified
Buffer	50mM Tris-Glycine(pH 7.4), 0.15M NaCl, 40% Glycerol, 0.05% BSA
Target Molecular Weight	24 kDa


Product Description	
Description	Novus Biologicals Rabbit mtTFA Antibody (S08-3E2) (NBP3-19504) is a recombinant monoclonal antibody validated for use in IHC, WB and ICC/IF. All Novus Biologicals antibodies are covered by our 100% guarantee.
Host	Rabbit
Gene ID	7019
Gene Symbol	TFAM
Species	Human
Immunogen	A synthetic peptide of human mtTFA (Uniprot # Q00059)

Product Application Details	
Applications	Western Blot, Immunohistochemistry-Paraffin, Immunocytochemistry/Immunofluorescence, Immunohistochemistry
Recommended Dilutions	Western Blot 1/2000-1/10000, Immunohistochemistry 1/50, Immunocytochemistry/ Immunofluorescence 1/20-1/50, Immunohistochemistry-Paraffin

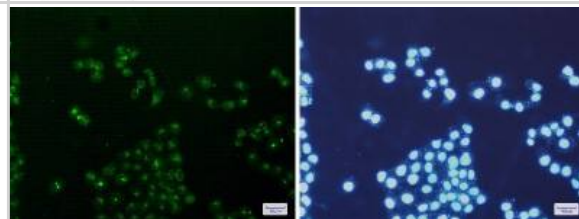


Images

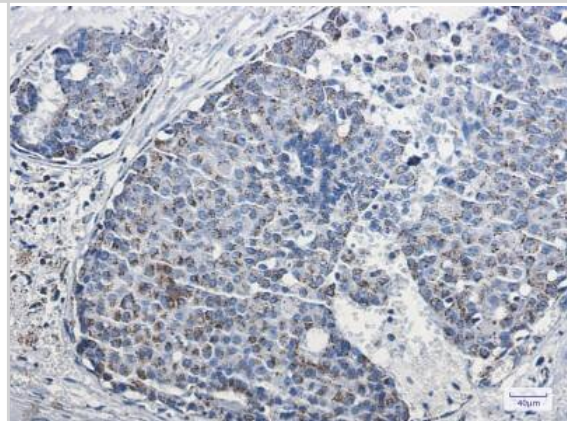
Western Blot: mtTFA Antibody (S08-3E2) [NBP3-19504] - Western blot detection of mtTFA in K562, HeLa cell lysates using NBP3-19504 (1:1000 diluted). Predicted band size: 29kDa. Observed band size: 24kDa.



Immunocytochemistry/Immunofluorescence: mtTFA Antibody (S08-3E2) [NBP3-19504] - Immunofluorescence of mtTFA (green) in HeLa cells using NBP3-19504 at dilution 1/200, and DAPI (blue)



Immunohistochemistry-Paraffin: mtTFA Antibody (S08-3E2) [NBP3-19504] - Immunohistochemistry of mtTFA in paraffin-embedded Human breast cancer tissue using NBP3-19504 at dilution 1/1





Novus Biologicals USA

10730 E. Briarwood Avenue
Centennial, CO 80112
USA
Phone: 303.730.1950
Toll Free: 1.888.506.6887
Fax: 303.730.1966
nb-customerservice@bio-techne.com

Bio-Techne Canada

21 Canmotor Ave
Toronto, ON M8Z 4E6
Canada
Phone: 905.827.6400
Toll Free: 855.668.8722
Fax: 905.827.6402
canada.inquires@bio-techne.com

Bio-Techne Ltd

19 Barton Lane
Abingdon Science Park
Abingdon, OX14 3NB, United Kingdom
Phone: (44) (0) 1235 529449
Free Phone: 0800 37 34 15
Fax: (44) (0) 1235 533420
info.EMEA@bio-techne.com

General Contact Information

www.novusbio.com
Technical Support: nb-technical@bio-techne.com
Orders: nb-customerservice@bio-techne.com
General: novus@novusbio.com

Products Related to NBP3-19504-100ul

NBP2-33376H	Blue Marker Antibody (6F4-F6) [HRP]
HAF008	Goat anti-Rabbit IgG Secondary Antibody [HRP]
NB7160	Goat anti-Rabbit IgG (H+L) Secondary Antibody [HRP]
NBP2-24891	Rabbit IgG Isotype Control

Limitations

This product is for research use only and is not approved for use in humans or in clinical diagnosis. Primary Antibodies are guaranteed for 1 year from date of receipt.

For more information on our 100% guarantee, please visit www.novusbio.com/guarantee

Earn gift cards/discounts by submitting a review: www.novusbio.com/reviews/submit/NBP3-19504

Earn gift cards/discounts by submitting a publication using this product:
www.novusbio.com/publications

