

# Product Datasheet

## Fibrillin 1 Antibody (RM463)

### NBP3-18833

Unit Size: 100 ul

Store at -20C.

[www.novusbio.com](http://www.novusbio.com)



[technical@novusbio.com](mailto:technical@novusbio.com)

Protocols, Publications, Related Products, Reviews, Research Tools and Images at:  
[www.novusbio.com/NBP3-18833](http://www.novusbio.com/NBP3-18833)

Updated 9/9/2025 v.20.1

Earn rewards for product  
reviews and publications.

Submit a publication at [www.novusbio.com/publications](http://www.novusbio.com/publications)

Submit a review at [www.novusbio.com/reviews/destination/NBP3-18833](http://www.novusbio.com/reviews/destination/NBP3-18833)



**NBP3-18833**

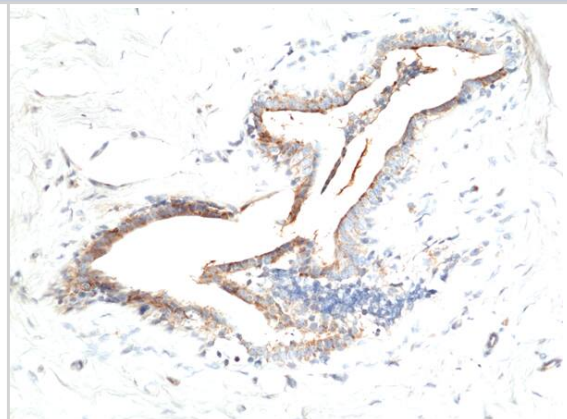
Fibrillin 1 Antibody (RM463)

Product Information	
Unit Size	100 ul
Concentration	Please see the vial label for concentration. If unlisted please contact technical services.
Storage	Store at -20C.
Clonality	Monoclonal
Clone	RM463
Preservative	0.09% Sodium Azide
Isotype	IgG
Purity	Protein A purified
Buffer	50% Glycerol/PBS, 1% BSA
Product Description	
Description	Novus Biologicals Rabbit Fibrillin 1 Antibody (RM463) (NBP3-18833) is a recombinant monoclonal antibody validated for use in IHC and WB. All Novus Biologicals antibodies are covered by our 100% guarantee.
Host	Rabbit
Gene ID	2200
Gene Symbol	FBN1
Species	Human
Immunogen	Recombinant full-length human Fibrillin 1 protein (Uniprot # P35555)
Product Application Details	
Applications	Western Blot, Immunohistochemistry
Recommended Dilutions	Western Blot 1:1000 - 1:25000, Immunohistochemistry 1:100 - 1:200




**Images**

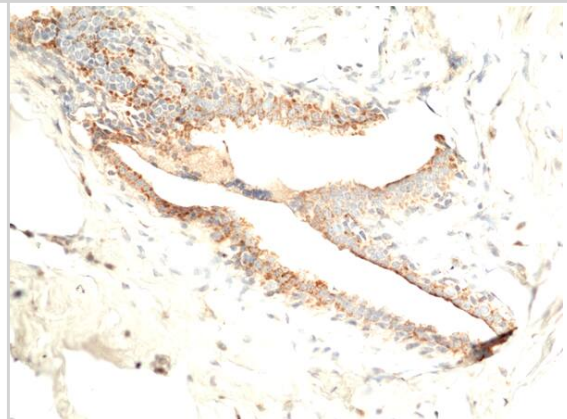
Immunohistochemistry: Fibrillin 1 Antibody (RM463)[NBP3-18833]Immunohistochemical staining of formalin fixed and paraffin embedded human breast tissue sections using Anti-Asprosin antibody (RM463) at 1:100 dilution.



Western Blot: Fibrillin 1 Antibody (RM463) [NBP3-18833] - Western Blot of human plasma using Clone RM463 at a 1:25000 dilution.



Immunohistochemistry-Paraffin: Fibrillin 1 Antibody (RM463) [NBP3-18833] - Immunohistochemical staining of formalin fixed and paraffin embedded human breast tissue sections using RM463 at 1:100 dilution.





### **Novus Biologicals USA**

10730 E. Briarwood Avenue  
Centennial, CO 80112  
USA  
Phone: 303.730.1950  
Toll Free: 1.888.506.6887  
Fax: 303.730.1966  
nb-customerservice@bio-techne.com

### **Bio-Techne Canada**

21 Canmotor Ave  
Toronto, ON M8Z 4E6  
Canada  
Phone: 905.827.6400  
Toll Free: 855.668.8722  
Fax: 905.827.6402  
canada.inquires@bio-techne.com

### **Bio-Techne Ltd**

19 Barton Lane  
Abingdon Science Park  
Abingdon, OX14 3NB, United Kingdom  
Phone: (44) (0) 1235 529449  
Free Phone: 0800 37 34 15  
Fax: (44) (0) 1235 533420  
info.EMEA@bio-techne.com

### **General Contact Information**

www.novusbio.com  
Technical Support: nb-technical@bio-techne.com  
Orders: nb-customerservice@bio-techne.com  
General: novus@novusbio.com

### **Products Related to NBP3-18833**

---

NBP2-33376H	Blue Marker Antibody (6F4-F6) [HRP]
HAF008	Goat anti-Rabbit IgG Secondary Antibody [HRP]
NB7160	Goat anti-Rabbit IgG (H+L) Secondary Antibody [HRP]
NBP2-24891	Rabbit IgG Isotype Control

---

### **Limitations**

This product is for research use only and is not approved for use in humans or in clinical diagnosis. Primary Antibodies are guaranteed for 1 year from date of receipt.

For more information on our 100% guarantee, please visit [www.novusbio.com/guarantee](http://www.novusbio.com/guarantee)

Earn gift cards/discounts by submitting a review: [www.novusbio.com/reviews/submit/NBP3-18833](http://www.novusbio.com/reviews/submit/NBP3-18833)

Earn gift cards/discounts by submitting a publication using this product:  
[www.novusbio.com/publications](http://www.novusbio.com/publications)

