

# Product Datasheet

## CD99 Antibody (CL12929) - BSA Free NBP3-18550-100ul

Unit Size: 100 ul

Store at 4C short term. Aliquot and store at -20C long term. Avoid freeze-thaw cycles.

[www.novusbio.com](http://www.novusbio.com)



[technical@novusbio.com](mailto:technical@novusbio.com)

Protocols, Publications, Related Products, Reviews, Research Tools and Images at:  
[www.novusbio.com/NBP3-18550](http://www.novusbio.com/NBP3-18550)

Updated 12/2/2025 v.20.1

Earn rewards for product  
reviews and publications.

Submit a publication at [www.novusbio.com/publications](http://www.novusbio.com/publications)

Submit a review at [www.novusbio.com/reviews/destination/NBP3-18550](http://www.novusbio.com/reviews/destination/NBP3-18550)



**NBP3-18550-100ul**

CD99 Antibody (CL12929) - BSA Free

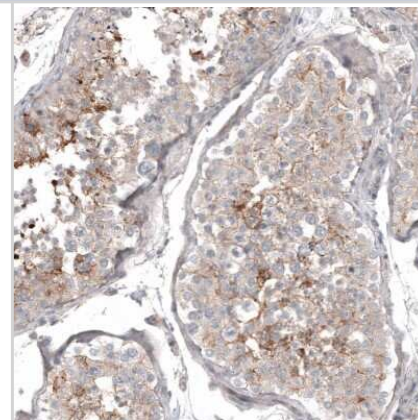
Product Information	
Unit Size	100 ul
Concentration	Concentrations vary lot to lot. See vial label for concentration. If unlisted please contact technical services.
Storage	Store at 4C short term. Aliquot and store at -20C long term. Avoid freeze-thaw cycles.
Clonality	Monoclonal
Clone	CL12929
Preservative	0.02% Sodium Azide
Isotype	IgG2a
Purity	Protein A purified
Buffer	PBS (pH 7.2) and 40% Glycerol

Product Description	
Description	Novus Biologicals Mouse CD99 Antibody (CL12929) - BSA Free (NBP3-18550) is a monoclonal antibody validated for use in IHC. All Novus Biologicals antibodies are covered by our 100% guarantee.
Host	Mouse
Gene ID	4267
Gene Symbol	CD99
Species	Human
Immunogen	This antibody was developed using a synthetic peptide derived from P14209, with the exact immunogen sequence remaining proprietary.

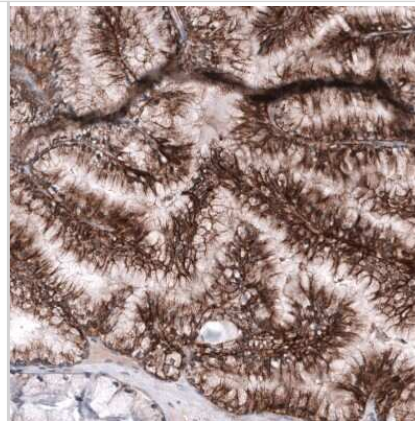
Product Application Details	
Applications	Immunohistochemistry-Paraffin, Immunohistochemistry
Recommended Dilutions	Immunohistochemistry 1:500 - 1:1000, Immunohistochemistry-Paraffin 1:500 - 1:1000
Application Notes	For use with IHC-Paraffin, HIER pH 6 retrieval is recommended.

**Images**

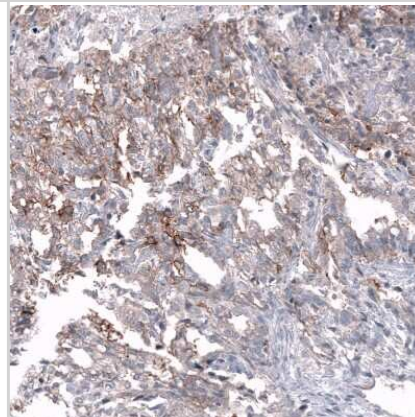
Immunohistochemistry-Paraffin: CD99 Antibody (CL12929) [NBP3-18550] - Staining of human testis shows moderate membranous positivity in cells in seminiferous ducts.



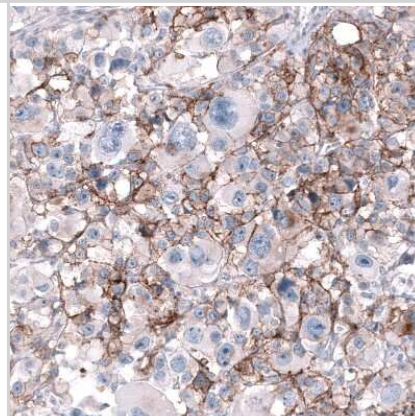
Immunohistochemistry-Paraffin: CD99 Antibody (CL12929) [NBP3-18550] - Staining of human ovarian cancer (mucinous carcinoma) shows moderate membranous positivity in tumor cells.



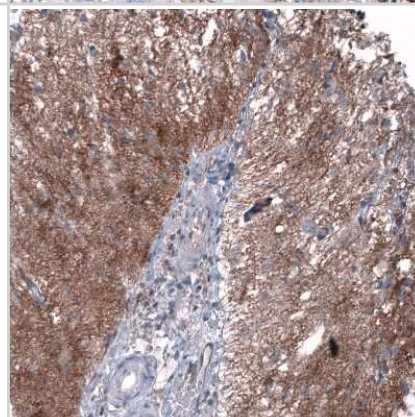
Immunohistochemistry-Paraffin: CD99 Antibody (CL12929) [NBP3-18550] - Staining of human ovarian cancer (yolk sack tumor) shows moderate membranous positivity in tumor cells.



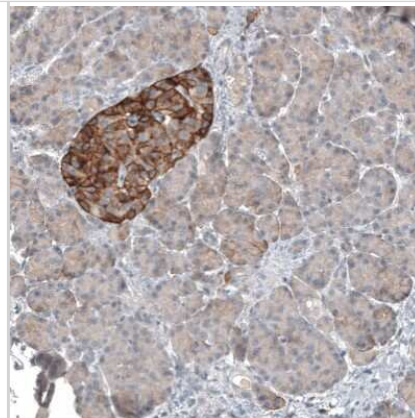
Immunohistochemistry-Paraffin: CD99 Antibody (CL12929) [NBP3-18550] - Staining of human malignant melanoma shows moderate membranous positivity in tumor cells.



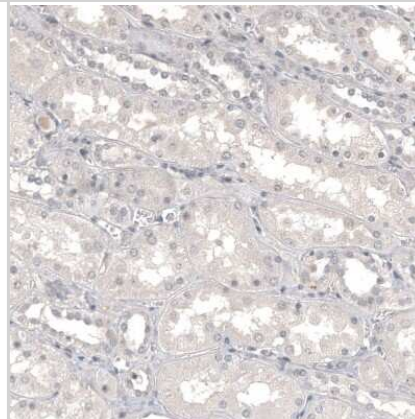
Immunohistochemistry-Paraffin: CD99 Antibody (CL12929) [NBP3-18550] - Staining of human glioma shows moderate membranous positivity in tumor cells.



Immunohistochemistry-Paraffin: CD99 Antibody (CL12929) [NBP3-18550] - Staining of human pancreas shows strong membranous positivity in islets of Langerhans.



Immunohistochemistry-Paraffin: CD99 Antibody (CL12929) [NBP3-18550] - Staining of human kidney shows no positivity in cells in tubules as expected.





### **Novus Biologicals USA**

10730 E. Briarwood Avenue  
Centennial, CO 80112  
USA  
Phone: 303.730.1950  
Toll Free: 1.888.506.6887  
Fax: 303.730.1966  
nb-customerservice@bio-techne.com

### **Bio-Techne Canada**

21 Canmotor Ave  
Toronto, ON M8Z 4E6  
Canada  
Phone: 905.827.6400  
Toll Free: 855.668.8722  
Fax: 905.827.6402  
canada.inquires@bio-techne.com

### **Bio-Techne Ltd**

19 Barton Lane  
Abingdon Science Park  
Abingdon, OX14 3NB, United Kingdom  
Phone: (44) (0) 1235 529449  
Free Phone: 0800 37 34 15  
Fax: (44) (0) 1235 533420  
info.EMEA@bio-techne.com

### **General Contact Information**

www.novusbio.com  
Technical Support: nb-technical@bio-techne.com  
Orders: nb-customerservice@bio-techne.com  
General: novus@novusbio.com

### **Products Related to NBP3-18550-100ul**

---

HAF007	Goat anti-Mouse IgG Secondary Antibody [HRP]
NB7539	Goat anti-Mouse IgG (H+L) Secondary Antibody [HRP]
NBP1-96778	Mouse IgG2a Isotype Control (M2A)
NBP1-82650PEP	CD99 Recombinant Protein Antigen

---

### **Limitations**

This product is for research use only and is not approved for use in humans or in clinical diagnosis. Primary Antibodies are guaranteed for 1 year from date of receipt.

For more information on our 100% guarantee, please visit [www.novusbio.com/guarantee](http://www.novusbio.com/guarantee)

Earn gift cards/discounts by submitting a review: [www.novusbio.com/reviews/submit/NBP3-18550](http://www.novusbio.com/reviews/submit/NBP3-18550)

Earn gift cards/discounts by submitting a publication using this product:  
[www.novusbio.com/publications](http://www.novusbio.com/publications)

