

Product Datasheet

FOXL2 Antibody (CL12762) - BSA Free NBP3-18544-100ul

Unit Size: 100 ul

Store at 4C short term. Aliquot and store at -20C long term. Avoid freeze-thaw cycles.

www.novusbio.com



technical@novusbio.com

Protocols, Publications, Related Products, Reviews, Research Tools and Images at:
www.novusbio.com/NBP3-18544

Updated 12/2/2025 v.20.1

Earn rewards for product
reviews and publications.

Submit a publication at www.novusbio.com/publications

Submit a review at www.novusbio.com/reviews/destination/NBP3-18544



NBP3-18544-100ul

FOXL2 Antibody (CL12762) - BSA Free

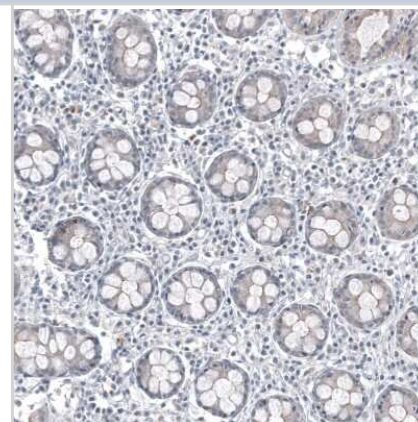
| Product Information | |
|---------------------|--|
| Unit Size | 100 ul |
| Concentration | Concentrations vary lot to lot. See vial label for concentration. If unlisted please contact technical services. |
| Storage | Store at 4C short term. Aliquot and store at -20C long term. Avoid freeze-thaw cycles. |
| Clonality | Monoclonal |
| Clone | CL12762 |
| Preservative | 0.02% Sodium Azide |
| Isotype | IgG3 |
| Purity | Protein A purified |
| Buffer | PBS (pH 7.2) and 40% Glycerol |

| Product Description | |
|---------------------|---|
| Description | Novus Biologicals Mouse FOXL2 Antibody (CL12762) - BSA Free (NBP3-18544) is a monoclonal antibody validated for use in IHC. All Novus Biologicals antibodies are covered by our 100% guarantee. |
| Host | Mouse |
| Gene ID | 668 |
| Gene Symbol | FOXL2 |
| Species | Human |
| Immunogen | This antibody was developed using a synthetic peptide derived from P58012, with the exact immunogen sequence remaining proprietary. |

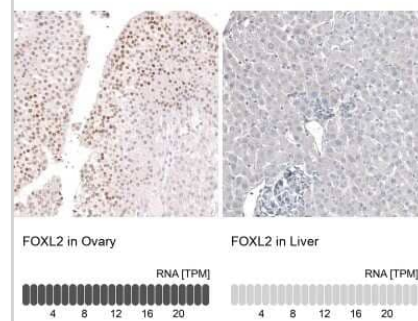
| Product Application Details | |
|-----------------------------|---|
| Applications | Immunohistochemistry-Paraffin, Immunohistochemistry |
| Recommended Dilutions | Immunohistochemistry 1:50 - 1:200, Immunohistochemistry-Paraffin 1:50 - 1:200 |
| Application Notes | For use with IHC-Paraffin, HIER pH 6 retrieval is recommended. |

Images

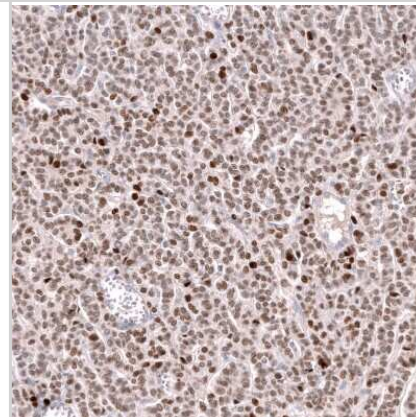
Immunohistochemistry-Paraffin: FOXL2 Antibody (CL12762) [NBP3-18544] - Staining of human rectum shows no positivity in glandular cells as expected.



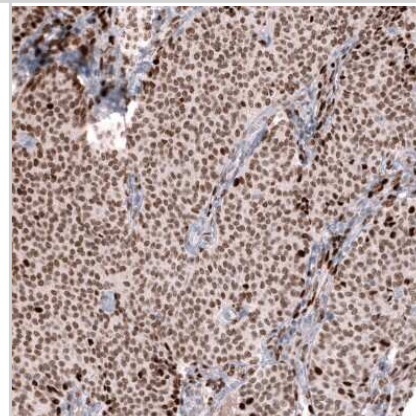
Immunohistochemistry-Paraffin: FOXL2 Antibody (CL12762) [NBP3-18544] - Analysis in human ovary and liver tissues using NBP3-18544 antibody. Corresponding FOXL2 RNA-seq data are presented for the same tissues.



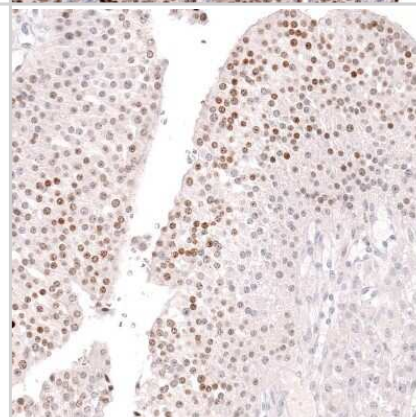
Immunohistochemistry-Paraffin: FOXL2 Antibody (CL12762) [NBP3-18544] - Staining of human ovarian cancer (granulosa cell tumor) shows moderate to strong nuclear positivity in tumor cells.



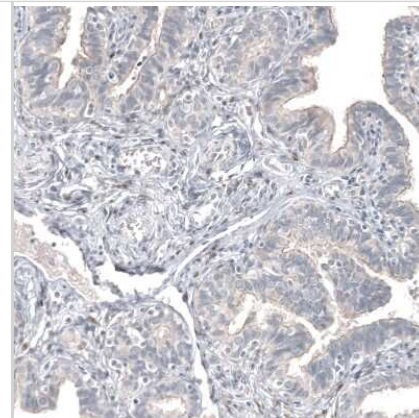
Immunohistochemistry-Paraffin: FOXL2 Antibody (CL12762) [NBP3-18544] - Staining of human ovarian cancer (sex cord tumor) shows moderate nuclear positivity in tumor cells.



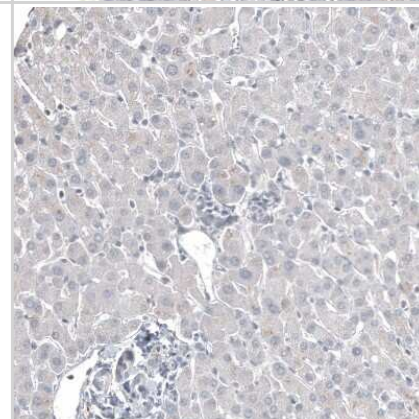
Immunohistochemistry-Paraffin: FOXL2 Antibody (CL12762) [NBP3-18544] - Staining of human ovary shows moderate nuclear positivity in follicle (granulosa) cells.



Immunohistochemistry-Paraffin: FOXL2 Antibody (CL12762) [NBP3-18544] - Staining of human fallopian tube shows weak to moderate nuclear positivity in stromal cells.



Immunohistochemistry-Paraffin: FOXL2 Antibody (CL12762) [NBP3-18544] - Staining of human liver shows no positivity in hepatocytes as expected.





Novus Biologicals USA

10730 E. Briarwood Avenue
Centennial, CO 80112
USA
Phone: 303.730.1950
Toll Free: 1.888.506.6887
Fax: 303.730.1966
nb-customerservice@bio-techne.com

Bio-Techne Canada

21 Canmotor Ave
Toronto, ON M8Z 4E6
Canada
Phone: 905.827.6400
Toll Free: 855.668.8722
Fax: 905.827.6402
canada.inquires@bio-techne.com

Bio-Techne Ltd

19 Barton Lane
Abingdon Science Park
Abingdon, OX14 3NB, United Kingdom
Phone: (44) (0) 1235 529449
Free Phone: 0800 37 34 15
Fax: (44) (0) 1235 533420
info.EMEA@bio-techne.com

General Contact Information

www.novusbio.com
Technical Support: nb-technical@bio-techne.com
Orders: nb-customerservice@bio-techne.com
General: novus@novusbio.com

Products Related to NBP3-18544-100ul

| | |
|---------------|--|
| HAF007 | Goat anti-Mouse IgG Secondary Antibody [HRP] |
| NB7539 | Goat anti-Mouse IgG (H+L) Secondary Antibody [HRP] |
| NBP1-96777 | Mouse IgG3 Isotype Control (MG3) |
| NBP2-70013PEP | FOXL2 Antibody Blocking Peptide |

Limitations

This product is for research use only and is not approved for use in humans or in clinical diagnosis. Primary Antibodies are guaranteed for 1 year from date of receipt.

For more information on our 100% guarantee, please visit www.novusbio.com/guarantee

Earn gift cards/discounts by submitting a review: www.novusbio.com/reviews/submit/NBP3-18544

Earn gift cards/discounts by submitting a publication using this product:
www.novusbio.com/publications

