

Product Datasheet

NCAM-1/CD56 Antibody (CL12732) - BSA Free NBP3-18543-100ul

Unit Size: 100 ul

Store at 4C short term. Aliquot and store at -20C long term. Avoid freeze-thaw cycles.

www.novusbio.com



technical@novusbio.com

Protocols, Publications, Related Products, Reviews, Research Tools and Images at:
www.novusbio.com/NBP3-18543

Updated 12/2/2025 v.20.1

Earn rewards for product
reviews and publications.

Submit a publication at www.novusbio.com/publications

Submit a review at www.novusbio.com/reviews/destination/NBP3-18543



NBP3-18543-100ul

NCAM-1/CD56 Antibody (CL12732) - BSA Free

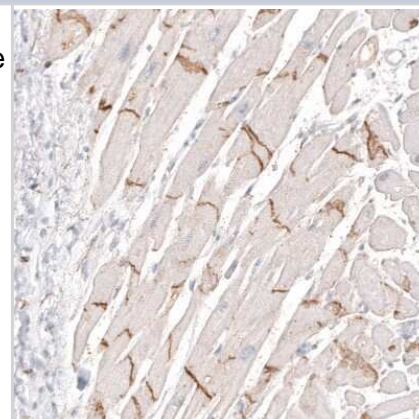
Product Information	
Unit Size	100 ul
Concentration	Concentrations vary lot to lot. See vial label for concentration. If unlisted please contact technical services.
Storage	Store at 4C short term. Aliquot and store at -20C long term. Avoid freeze-thaw cycles.
Clonality	Monoclonal
Clone	CL12732
Preservative	0.02% Sodium Azide
Isotype	IgG2b
Purity	Protein A purified
Buffer	PBS (pH 7.2) and 40% Glycerol

Product Description	
Description	Novus Biologicals Mouse NCAM-1/CD56 Antibody (CL12732) - BSA Free (NBP3-18543) is a monoclonal antibody validated for use in IHC. All Novus Biologicals antibodies are covered by our 100% guarantee.
Host	Mouse
Gene ID	4684
Gene Symbol	NCAM1
Species	Human
Immunogen	This antibody was developed using a synthetic peptide derived from P13591, with the exact immunogen sequence remaining proprietary.

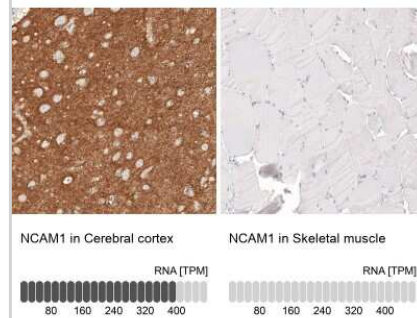
Product Application Details	
Applications	Immunohistochemistry-Paraffin, Immunohistochemistry
Recommended Dilutions	Immunohistochemistry 1:5000 - 1:10000, Immunohistochemistry-Paraffin 1:5000 - 1:10000
Application Notes	For use with IHC-Paraffin, HIER pH 6 retrieval is recommended.

Images

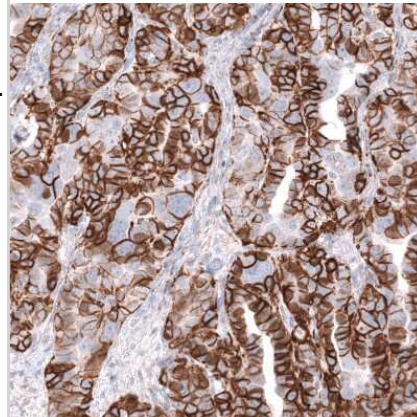
Immunohistochemistry-Paraffin: NCAM-1/CD56 Antibody (CL12732) [NBP3-18543] - Staining of human heart shows moderate positivity in the intercalated discs in cardiomyocytes.



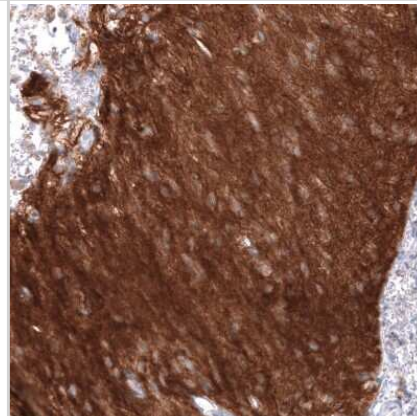
Immunohistochemistry-Paraffin: NCAM-1/CD56 Antibody (CL12732) [NBP3-18543] - Analysis in human cerebral cortex and skeletal muscle tissues using NBP3-18543 antibody. Corresponding NCAM1 RNA-seq data are presented for the same tissues.



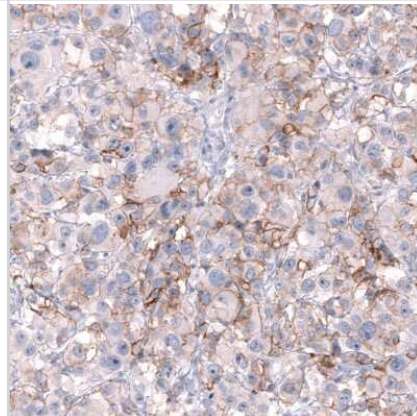
Immunohistochemistry-Paraffin: NCAM-1/CD56 Antibody (CL12732) [NBP3-18543] - Staining of human ovarian cancer (papillary serous cystadenocarcinoma) shows strong membranous positivity in tumor cells.



Immunohistochemistry-Paraffin: NCAM-1/CD56 Antibody (CL12732) [NBP3-18543] - Staining of human malignant glioma shows strong positivity in tumor cells.



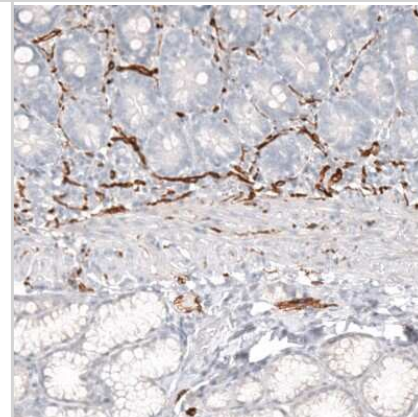
Immunohistochemistry-Paraffin: NCAM-1/CD56 Antibody (CL12732) [NBP3-18543] - Staining of human malignant melanoma shows moderate membranous positivity in tumor cells.



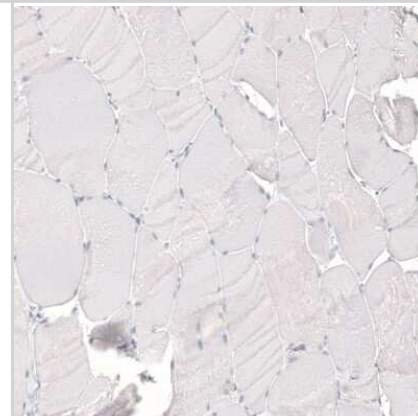
Immunohistochemistry-Paraffin: NCAM-1/CD56 Antibody (CL12732) [NBP3-18543] - Staining of human cerebral cortex shows strong positivity in neuropil.



Immunohistochemistry-Paraffin: NCAM-1/CD56 Antibody (CL12732) [NBP3-18543] - Staining of human duodenum shows strong positivity in peripheral ganglion and nerves.



Immunohistochemistry-Paraffin: NCAM-1/CD56 Antibody (CL12732) [NBP3-18543] - Staining of human skeletal muscle shows no positivity in myocytes as expected.





Novus Biologicals USA

10730 E. Briarwood Avenue
Centennial, CO 80112
USA
Phone: 303.730.1950
Toll Free: 1.888.506.6887
Fax: 303.730.1966
nb-customerservice@bio-techne.com

Bio-Techne Canada

21 Canmotor Ave
Toronto, ON M8Z 4E6
Canada
Phone: 905.827.6400
Toll Free: 855.668.8722
Fax: 905.827.6402
canada.inquires@bio-techne.com

Bio-Techne Ltd

19 Barton Lane
Abingdon Science Park
Abingdon, OX14 3NB, United Kingdom
Phone: (44) (0) 1235 529449
Free Phone: 0800 37 34 15
Fax: (44) (0) 1235 533420
info.EMEA@bio-techne.com

General Contact Information

www.novusbio.com
Technical Support: nb-technical@bio-techne.com
Orders: nb-customerservice@bio-techne.com
General: novus@novusbio.com

Products Related to NBP3-18543-100ul

HAF007	Goat anti-Mouse IgG Secondary Antibody [HRP]
NB7539	Goat anti-Mouse IgG (H+L) Secondary Antibody [HRP]
NBP2-27231	Mouse IgG2b Isotype Control (MPC-11)
NBP3-07122-50ug	Recombinant Human NCAM-1/CD56 His Protein

Limitations

This product is for research use only and is not approved for use in humans or in clinical diagnosis. Primary Antibodies are guaranteed for 1 year from date of receipt.

For more information on our 100% guarantee, please visit www.novusbio.com/guarantee

Earn gift cards/discounts by submitting a review: www.novusbio.com/reviews/submit/NBP3-18543

Earn gift cards/discounts by submitting a publication using this product:
www.novusbio.com/publications

