

Product Datasheet

Glypican 3 Antibody (CL12711) - BSA Free NBP3-18542-100ul

Unit Size: 100 ul

Store at 4C short term. Aliquot and store at -20C long term. Avoid freeze-thaw cycles.

www.novusbio.com



technical@novusbio.com

Protocols, Publications, Related Products, Reviews, Research Tools and Images at:
www.novusbio.com/NBP3-18542

Updated 3/4/2026 v.20.1

Earn rewards for product
reviews and publications.

Submit a publication at www.novusbio.com/publications

Submit a review at www.novusbio.com/reviews/destination/NBP3-18542



NBP3-18542-100ul

Glypican 3 Antibody (CL12711) - BSA Free

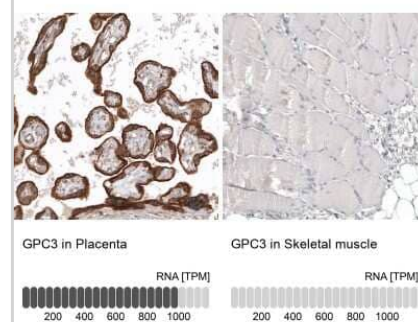
Product Information	
Unit Size	100 ul
Concentration	1 mg/ml
Storage	Store at 4C short term. Aliquot and store at -20C long term. Avoid freeze-thaw cycles.
Clonality	Monoclonal
Clone	CL12711
Preservative	0.02% Sodium Azide
Isotype	IgG2b
Purity	Protein A purified
Buffer	PBS (pH 7.2) and 40% Glycerol

Product Description	
Host	Mouse
Gene ID	2719
Gene Symbol	GPC3
Species	Human
Immunogen	This antibody was developed using a synthetic peptide derived from P51654, with the exact immunogen sequence remaining proprietary.

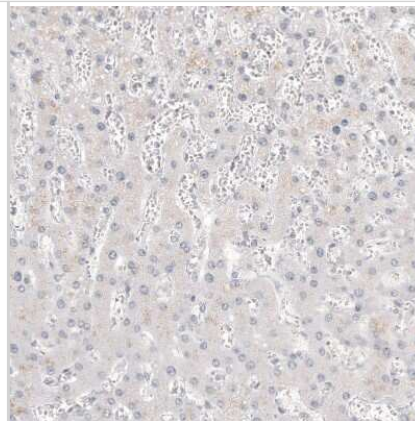
Product Application Details	
Applications	Immunohistochemistry-Paraffin, Immunohistochemistry
Recommended Dilutions	Immunohistochemistry 1:1000 - 1:2500, Immunohistochemistry-Paraffin 1:1000 - 1:2500
Application Notes	For use with IHC-Paraffin, HIER pH 6 retrieval is recommended.

Images

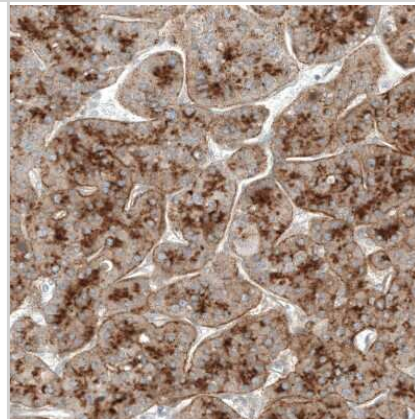
Immunohistochemistry-Paraffin: Glypican 3 Antibody (CL12711) [NBP3-18542] - Analysis in human placenta and skeletal muscle tissues using NBP3-18542 antibody. Corresponding GPC3 RNA-seq data are presented for the same tissues.



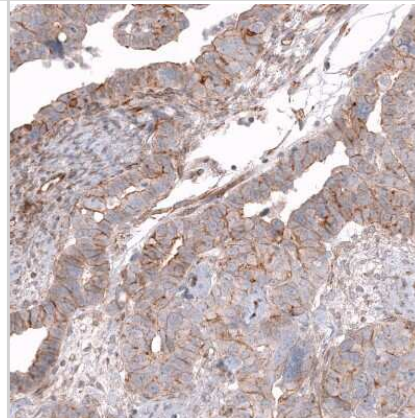
Immunohistochemistry-Paraffin: Glypican 3 Antibody (CL12711) [NBP3-18542] - Staining of human liver shows no positivity in hepatocytes as expected.



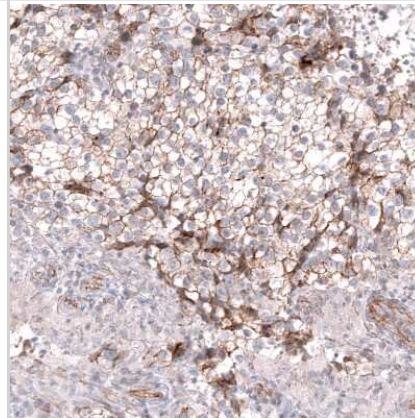
Immunohistochemistry-Paraffin: Glypican 3 Antibody (CL12711) [NBP3-18542] - Staining of human liver cancer (hepatocellular carcinoma) shows moderate membranous positivity in tumor cells.



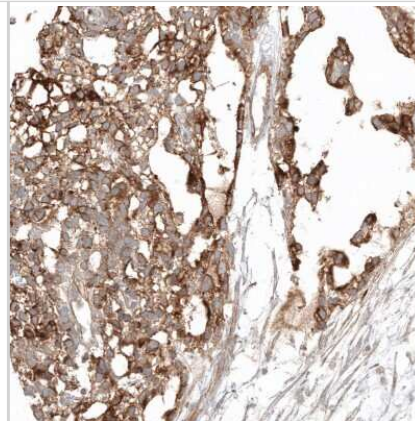
Immunohistochemistry-Paraffin: Glypican 3 Antibody (CL12711) [NBP3-18542] - Staining of human ovarian cancer (papillary carcinoma) shows moderate membranous positivity in tumor cells.



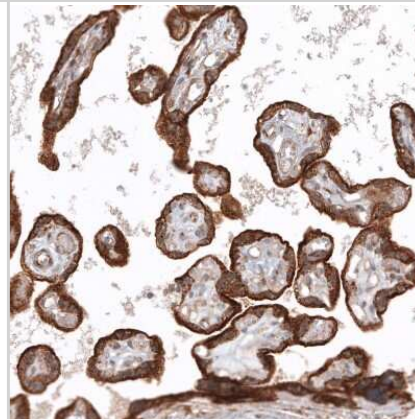
Immunohistochemistry-Paraffin: Glypican 3 Antibody (CL12711) [NBP3-18542] - Staining of human testis cancer (seminoma) shows moderate membranous positivity in tumor cells.



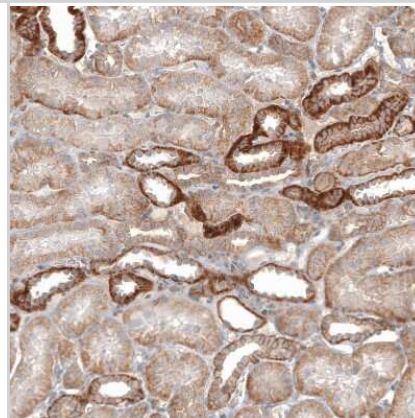
Immunohistochemistry-Paraffin: Glypican 3 Antibody (CL12711) [NBP3-18542] - Staining of human ovarian cancer (yolk sack tumor) shows moderate membranous positivity in tumor cells.



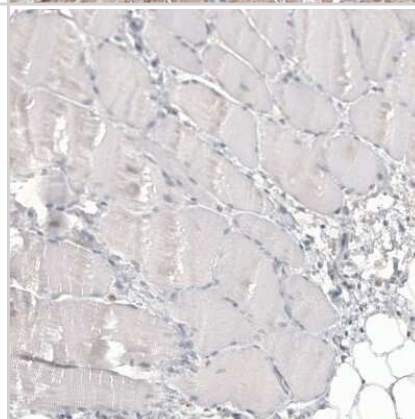
Immunohistochemistry-Paraffin: Glypican 3 Antibody (CL12711) [NBP3-18542] - Staining of human placenta shows strong granular cytoplasmic positivity in trophoblastic cells.



Immunohistochemistry-Paraffin: Glypican 3 Antibody (CL12711) [NBP3-18542] - Staining of human kidney shows moderate membranous positivity in cells in tubules.



Immunohistochemistry-Paraffin: Glypican 3 Antibody (CL12711) [NBP3-18542] - Staining of human skeletal muscle shows no positivity in myocytes as expected.





Novus Biologicals USA

10730 E. Briarwood Avenue
Centennial, CO 80112
USA
Phone: 303.730.1950
Toll Free: 1.888.506.6887
Fax: 303.730.1966
nb-customerservice@bio-techne.com

Bio-Techne Canada

21 Canmotor Ave
Toronto, ON M8Z 4E6
Canada
Phone: 905.827.6400
Toll Free: 855.668.8722
Fax: 905.827.6402
canada.inquires@bio-techne.com

Bio-Techne Ltd

19 Barton Lane
Abingdon Science Park
Abingdon, OX14 3NB, United Kingdom
Phone: (44) (0) 1235 529449
Free Phone: 0800 37 34 15
Fax: (44) (0) 1235 533420
info.EMEA@bio-techne.com

General Contact Information

www.novusbio.com
Technical Support: nb-technical@bio-techne.com
Orders: nb-customerservice@bio-techne.com
General: novus@novusbio.com

Products Related to NBP3-18542-100ul

HAF007	Goat anti-Mouse IgG Secondary Antibody [HRP]
NB7539	Goat anti-Mouse IgG (H+L) Secondary Antibody [HRP]
NBP2-27231	Mouse IgG2b Isotype Control (MPC-11)
NBP1-85226PEP	Glypican 3 Recombinant Protein Antigen

Limitations

This product is for research use only and is not approved for use in humans or in clinical diagnosis. Primary Antibodies are guaranteed for 1 year from date of receipt.

For more information on our 100% guarantee, please visit www.novusbio.com/guarantee

Earn gift cards/discounts by submitting a review: www.novusbio.com/reviews/submit/NBP3-18542

Earn gift cards/discounts by submitting a publication using this product:
www.novusbio.com/publications

