

Product Datasheet

Frizzled-6 Antibody - BSA Free NBP3-18335-0.1mg

Unit Size: 0.1 mg

Store at 4C short term. Aliquot and store at -20C long term. Avoid freeze-thaw cycles.

www.novusbio.com



technical@novusbio.com

Protocols, Publications, Related Products, Reviews, Research Tools and Images at:
www.novusbio.com/NBP3-18335

Updated 9/9/2025 v.20.1

Earn rewards for product
reviews and publications.

Submit a publication at www.novusbio.com/publications

Submit a review at www.novusbio.com/reviews/destination/NBP3-18335



NBP3-18335-0.1mg

Frizzled-6 Antibody - BSA Free

Product Information	
Unit Size	0.1 mg
Concentration	1 mg/ml
Storage	Store at 4C short term. Aliquot and store at -20C long term. Avoid freeze-thaw cycles.
Clonality	Polyclonal
Preservative	0.02% Sodium Azide
Isotype	IgG
Purity	Peptide affinity purified
Buffer	PBS

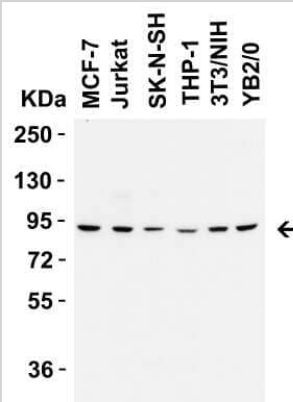
Product Description	
Description	Novus Biologicals Rabbit Frizzled-6 Antibody - BSA Free (NBP3-18335) is a polyclonal antibody validated for use in WB, ELISA and ICC/IF. All Novus Biologicals antibodies are covered by our 100% guarantee.
Host	Rabbit
Gene ID	8323
Gene Symbol	FZD6
Species	Human, Mouse, Rat
Immunogen	Antibody was raised against a peptide corresponding to 14 amino acids in the central domain of human Frizzled-6. The immunogen is located within 50-550 amino acids of Frizzled-6.

Product Application Details	
Applications	Western Blot, ELISA, Immunocytochemistry/ Immunofluorescence
Recommended Dilutions	Western Blot 2 ug/mL, ELISA, Immunocytochemistry/ Immunofluorescence 10 ug/mL

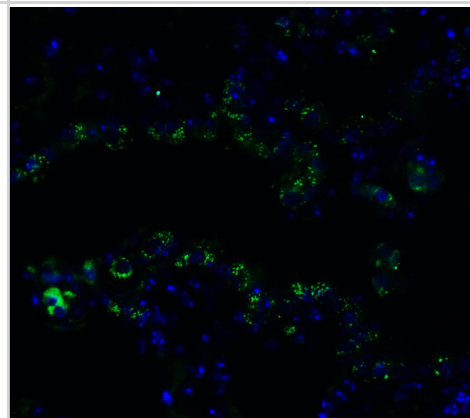


Images

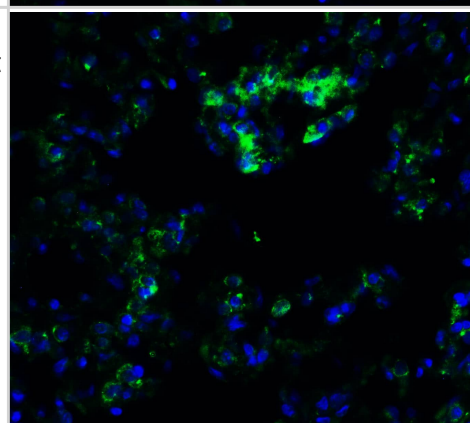
Western Blot: Frizzled-6 Antibody [NBP3-18335] - WB Validation in Human, Mouse and Rat Cell Lines. Loading: 15 ug of lysate. Antibodies: Frizzled-6 NBP3-18335, 2 ug/mL, 1 h incubation at RT in 5% NFDN/TBST. Secondary: Goat Anti-Rabbit IgG HRP conjugate at 1:10,000 dilution.



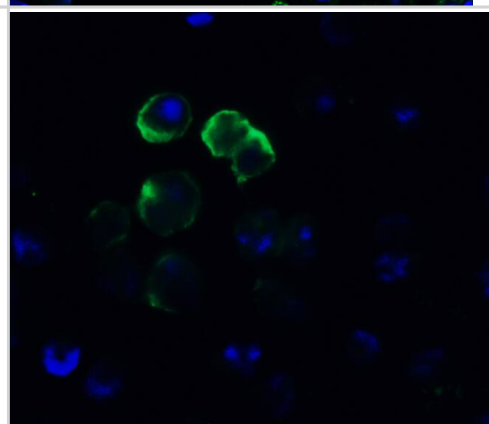
Immunocytochemistry/ Immunofluorescence: Frizzled-6 Antibody - BSA Free [NBP3-18335] - Validation of FZD6 in Mouse Lung. Immunofluorescent analysis of 4% paraformaldehyde-fixed mouse lung labeling FZD6 with at 10 ug/mL, followed by goat anti-rabbit IgG secondary antibody at 1/500 dilution (green) and DAPI staining (blue).



Immunocytochemistry/ Immunofluorescence: Frizzled-6 Antibody - BSA Free [NBP3-18335] - Validation of FZD6 in Rat Lung. Immunofluorescent analysis of 4% paraformaldehyde-fixed rat lung labeling FZD6 with at 10 ug/mL, followed by goat anti-rabbit IgG secondary antibody at 1/500 dilution (green) and DAPI staining (blue).



Immunocytochemistry/ Immunofluorescence: Frizzled-6 Antibody - BSA Free [NBP3-18335] - Validation of FZD6 in Daudi Cells. Immunofluorescent analysis of 4% paraformaldehyde-fixed Daudi cells labeling FZD6 with at 10 ug/mL, followed by goat anti-rabbit IgG secondary antibody at 1/500 dilution (green) and DAPI staining (blue).





Novus Biologicals USA

10730 E. Briarwood Avenue
Centennial, CO 80112
USA
Phone: 303.730.1950
Toll Free: 1.888.506.6887
Fax: 303.730.1966
nb-customerservice@bio-techne.com

Bio-Techne Canada

21 Canmotor Ave
Toronto, ON M8Z 4E6
Canada
Phone: 905.827.6400
Toll Free: 855.668.8722
Fax: 905.827.6402
canada.inquires@bio-techne.com

Bio-Techne Ltd

19 Barton Lane
Abingdon Science Park
Abingdon, OX14 3NB, United Kingdom
Phone: (44) (0) 1235 529449
Free Phone: 0800 37 34 15
Fax: (44) (0) 1235 533420
info.EMEA@bio-techne.com

General Contact Information

www.novusbio.com
Technical Support: nb-technical@bio-techne.com
Orders: nb-customerservice@bio-techne.com
General: novus@novusbio.com

Products Related to NBP3-18335-0.1mg

NBP3-18335PEP	Frizzled-6 Antibody Blocking Peptide
NBP2-33376H	Blue Marker Antibody (6F4-F6) [HRP]
HAF008	Goat anti-Rabbit IgG Secondary Antibody [HRP]
NB7160	Goat anti-Rabbit IgG (H+L) Secondary Antibody [HRP]
NBP2-24891	Rabbit IgG Isotype Control

Limitations

This product is for research use only and is not approved for use in humans or in clinical diagnosis. Primary Antibodies are guaranteed for 1 year from date of receipt.

For more information on our 100% guarantee, please visit www.novusbio.com/guarantee

Earn gift cards/discounts by submitting a review: www.novusbio.com/reviews/submit/NBP3-18335

Earn gift cards/discounts by submitting a publication using this product:
www.novusbio.com/publications

