

# Product Datasheet

## mtRNA polymerase Antibody - BSA Free NBP3-18334-0.1mg

Unit Size: 0.1 mg

Store at 4C.

[www.novusbio.com](http://www.novusbio.com)



[technical@novusbio.com](mailto:technical@novusbio.com)

Protocols, Publications, Related Products, Reviews, Research Tools and Images at:  
[www.novusbio.com/NBP3-18334](http://www.novusbio.com/NBP3-18334)

Updated 10/13/2025 v.20.1

Earn rewards for product  
reviews and publications.

Submit a publication at [www.novusbio.com/publications](http://www.novusbio.com/publications)

Submit a review at [www.novusbio.com/reviews/destination/NBP3-18334](http://www.novusbio.com/reviews/destination/NBP3-18334)



**NBP3-18334-0.1mg**

mtRNA polymerase Antibody - BSA Free

Product Information	
Unit Size	0.1 mg
Concentration	1 mg/ml
Storage	Store at 4C.
Clonality	Polyclonal
Preservative	0.02% Sodium Azide
Isotype	IgG
Purity	Peptide affinity purified
Buffer	PBS

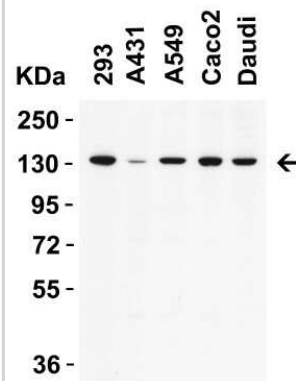
Product Description	
Description	Novus Biologicals Rabbit mtRNA polymerase Antibody - BSA Free (NBP3-18334) is a polyclonal antibody validated for use in WB, ELISA and ICC/IF. All Novus Biologicals antibodies are covered by our 100% guarantee.
Host	Rabbit
Gene ID	5442
Gene Symbol	POLRMT
Species	Human, Mouse, Rat
Reactivity Notes	Predicted species reactivity based on immunogen sequence: Bovine (82%); Monkey (82%)
Immunogen	Antibody was raised against a peptide corresponding to 11 amino acids near the carboxyl terminus of human mtRNA polymerase. The immunogen is located within the last 50 amino acids of mtRNA polymerase.

Product Application Details	
Applications	Western Blot, ELISA, Immunocytochemistry/ Immunofluorescence
Recommended Dilutions	Western Blot 2 ug/mL, ELISA, Immunocytochemistry/ Immunofluorescence 10 ug/mL

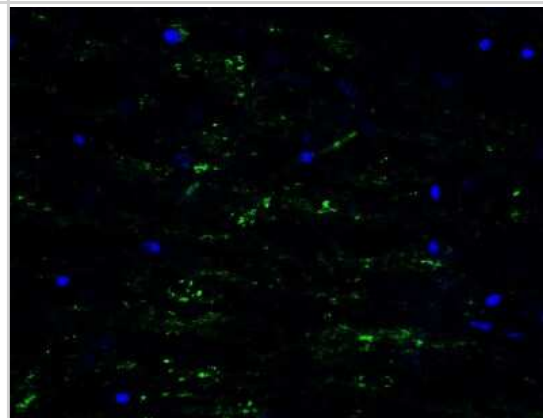


## Images

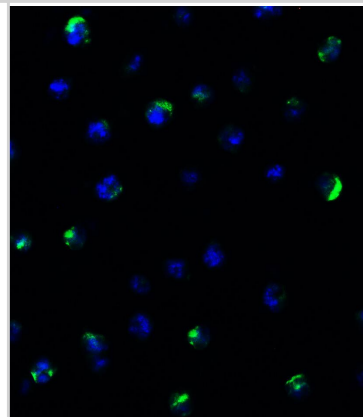
Western Blot: mtRNA polymerase Antibody [NBP3-18334] - WB Validation in Human Cell Lines. Loading: 15 ug of lysate. Antibodies: mtRNA polymerase, 2 ug/mL , 1 h incubation at RT in 5% NFD/MTBST. Secondary: Goat anti-rabbit IgG HRP conjugate at 1:10,000 dilution.



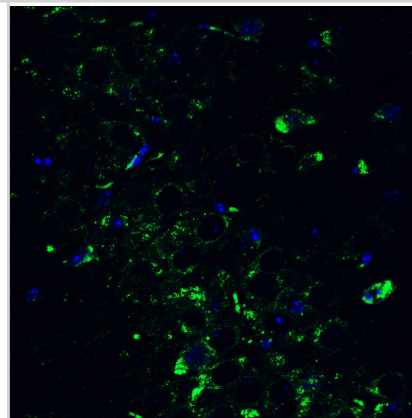
Immunocytochemistry/Immunofluorescence: mtRNA polymerase Antibody [NBP3-18334] - Immunofluorescent analysis of 4% paraformaldehyde-fixed rat brain labeling mtRNA polymerase with NBP3-18334 at 10 ug/mL, followed by goat anti-rabbit IgG secondary antibody at 1/500 dilution (green) and DAPI staining (blue).



Immunocytochemistry/ Immunofluorescence: mtRNA polymerase Antibody - BSA Free [NBP3-18334] - Validation of POLRMT in Daudi Cells. Immunofluorescent analysis of 4% paraformaldehyde-fixed Daudi cells labeling POLRMT with at 10 ug/mL, followed by goat anti-rabbit IgG secondary antibody at 1/500 dilution (green) and DAPI staining (blue).



Immunocytochemistry/ Immunofluorescence: mtRNA polymerase Antibody - BSA Free [NBP3-18334] - Validation of POLRMT in Mouse Brain. Immunofluorescent analysis of 4% paraformaldehyde-fixed mouse brain labeling POLRMT with at 10 ug/mL, followed by goat anti-rabbit IgG secondary antibody at 1/500 dilution (green) and DAPI staining (blue).





### **Novus Biologicals USA**

10730 E. Briarwood Avenue  
Centennial, CO 80112  
USA  
Phone: 303.730.1950  
Toll Free: 1.888.506.6887  
Fax: 303.730.1966  
nb-customerservice@bio-techne.com

### **Bio-Techne Canada**

21 Canmotor Ave  
Toronto, ON M8Z 4E6  
Canada  
Phone: 905.827.6400  
Toll Free: 855.668.8722  
Fax: 905.827.6402  
canada.inquires@bio-techne.com

### **Bio-Techne Ltd**

19 Barton Lane  
Abingdon Science Park  
Abingdon, OX14 3NB, United Kingdom  
Phone: (44) (0) 1235 529449  
Free Phone: 0800 37 34 15  
Fax: (44) (0) 1235 533420  
info.EMEA@bio-techne.com

### **General Contact Information**

www.novusbio.com  
Technical Support: nb-technical@bio-techne.com  
Orders: nb-customerservice@bio-techne.com  
General: novus@novusbio.com

### **Products Related to NBP3-18334-0.1mg**

---

NBP3-18334PEP	mtRNA polymerase Antibody Blocking Peptide
NBP2-33376H	Blue Marker Antibody (6F4-F6) [HRP]
HAF008	Goat anti-Rabbit IgG Secondary Antibody [HRP]
NB7160	Goat anti-Rabbit IgG (H+L) Secondary Antibody [HRP]
NBP2-24891	Rabbit IgG Isotype Control

---

### **Limitations**

This product is for research use only and is not approved for use in humans or in clinical diagnosis. Primary Antibodies are guaranteed for 1 year from date of receipt.

For more information on our 100% guarantee, please visit [www.novusbio.com/guarantee](http://www.novusbio.com/guarantee)

Earn gift cards/discounts by submitting a review: [www.novusbio.com/reviews/submit/NBP3-18334](http://www.novusbio.com/reviews/submit/NBP3-18334)

Earn gift cards/discounts by submitting a publication using this product:  
[www.novusbio.com/publications](http://www.novusbio.com/publications)

