

Product Datasheet

RAP30 Antibody - BSA Free

NBP3-17980

Unit Size: 0.1 ml

Store at 4C short term. Aliquot and store at -20C long term. Avoid freeze-thaw cycles.

www.novusbio.com



technical@novusbio.com

Protocols, Publications, Related Products, Reviews, Research Tools and Images at:
www.novusbio.com/NBP3-17980

Updated 9/9/2025 v.20.1

Earn rewards for product
reviews and publications.

Submit a publication at www.novusbio.com/publications

Submit a review at www.novusbio.com/reviews/destination/NBP3-17980



NBP3-17980

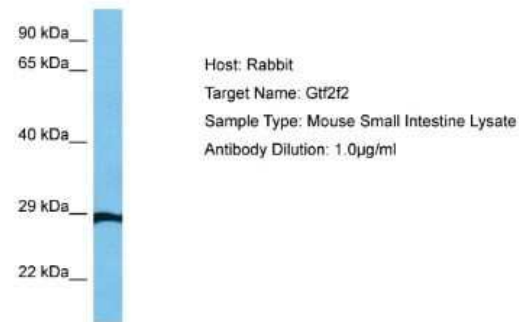
RAP30 Antibody - BSA Free

Product Information	
Unit Size	0.1 ml
Concentration	1 mg/ml
Storage	Store at 4C short term. Aliquot and store at -20C long term. Avoid freeze-thaw cycles.
Clonality	Polyclonal
Preservative	0.09% Sodium Azide
Purity	Protein A purified
Buffer	PBS, 2% Sucrose
Product Description	
Description	Novus Biologicals Rabbit RAP30 Antibody - BSA Free (NBP3-17980) is a polyclonal antibody validated for use in IHC and WB. All Novus Biologicals antibodies are covered by our 100% guarantee.
Host	Rabbit
Gene ID	2963
Gene Symbol	GTF2F2
Species	Human, Mouse
Immunogen	The immunogen is a synthetic peptide directed towards the middle region of human RAP30. Peptide sequence: IEESKPVRLSQQLDKVTTNYKPVANHQYNIEYERKKKEDGKRARADKQ The peptide sequence for this immunogen was taken from within the described region.
Product Application Details	
Applications	Western Blot, Immunohistochemistry-Paraffin, Immunohistochemistry
Recommended Dilutions	Western Blot 1.0 ug/ml, Immunohistochemistry, Immunohistochemistry-Paraffin

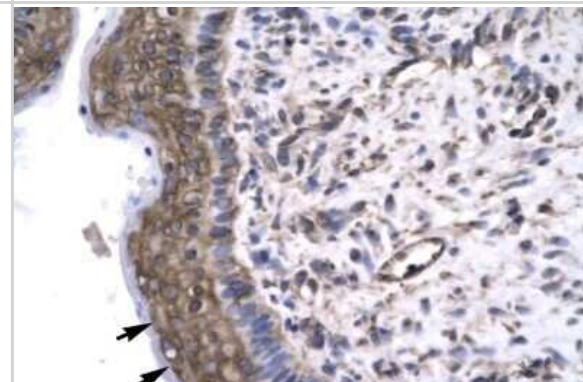


Images

Western Blot: RAP30 Antibody [NBP3-17980] - Host: Mouse. Target Name: RAP30. Sample Tissue: Mouse Small Intestine. antibody Dilution: 1ug/ml



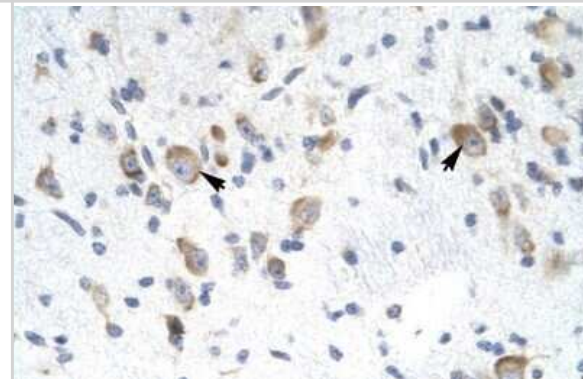
Immunohistochemistry-Paraffin: RAP30 Antibody [NBP3-17980] - Rabbit Anti-RAP30 antibody. Paraffin Embedded Tissue: Human Spermatophore. Cellular Data: Epithelial cells. antibody Concentration: 4.0-8.0 ug/ml. Magnification: 400X



Western Blot: RAP30 Antibody [NBP3-17980] - WB Suggested Anti-RAP30 antibody Titration: 1.0ug/ml. Positive Control: HepG2 cell lysate



Immunohistochemistry: RAP30 Antibody [NBP3-17980] - Rabbit Anti-RAP30 antibody. Paraffin Embedded Tissue: Human Brain. Cellular Data: Neural Cells. antibody Concentration: 4.0-8.0 ug/ml. Magnification: 400X





Novus Biologicals USA

10730 E. Briarwood Avenue
Centennial, CO 80112
USA
Phone: 303.730.1950
Toll Free: 1.888.506.6887
Fax: 303.730.1966
nb-customerservice@bio-techne.com

Bio-Techne Canada

21 Canmotor Ave
Toronto, ON M8Z 4E6
Canada
Phone: 905.827.6400
Toll Free: 855.668.8722
Fax: 905.827.6402
canada.inquires@bio-techne.com

Bio-Techne Ltd

19 Barton Lane
Abingdon Science Park
Abingdon, OX14 3NB, United Kingdom
Phone: (44) (0) 1235 529449
Free Phone: 0800 37 34 15
Fax: (44) (0) 1235 533420
info.EMEA@bio-techne.com

General Contact Information

www.novusbio.com
Technical Support: nb-technical@bio-techne.com
Orders: nb-customerservice@bio-techne.com
General: novus@novusbio.com

Products Related to NBP3-17980

NBP2-33376H	Blue Marker Antibody (6F4-F6) [HRP]
HAF008	Goat anti-Rabbit IgG Secondary Antibody [HRP]
NB7160	Goat anti-Rabbit IgG (H+L) Secondary Antibody [HRP]
NBP3-17983-100ug	Recombinant Human RAP30 His Protein

Limitations

This product is for research use only and is not approved for use in humans or in clinical diagnosis. Primary Antibodies are guaranteed for 1 year from date of receipt.

For more information on our 100% guarantee, please visit www.novusbio.com/guarantee

Earn gift cards/discounts by submitting a review: www.novusbio.com/reviews/submit/NBP3-17980

Earn gift cards/discounts by submitting a publication using this product:
www.novusbio.com/publications

