

Product Datasheet

Syndecan-1/CD138 Antibody - BSA Free NBP3-16984-100ul

Unit Size: 100 ul

Store at 4C short term. Aliquot and store at -20C long term. Avoid freeze-thaw cycles.

www.novusbio.com



technical@novusbio.com

Protocols, Publications, Related Products, Reviews, Research Tools and Images at:
www.novusbio.com/NBP3-16984

Updated 12/2/2025 v.20.1

Earn rewards for product
reviews and publications.

Submit a publication at www.novusbio.com/publications

Submit a review at www.novusbio.com/reviews/destination/NBP3-16984



NBP3-16984-100ul

Syndecan-1/CD138 Antibody - BSA Free

Product Information	
Unit Size	100 ul
Concentration	Concentrations vary lot to lot. See vial label for concentration. If unlisted please contact technical services.
Storage	Store at 4C short term. Aliquot and store at -20C long term. Avoid freeze-thaw cycles.
Clonality	Polyclonal
Preservative	0.02% Sodium Azide
Isotype	IgG
Purity	Affinity purified
Buffer	PBS (pH 7.2) and 40% Glycerol

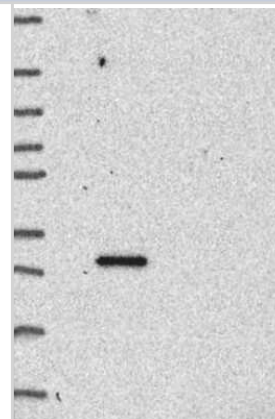
Product Description	
Description	Novus Biologicals Rabbit Syndecan-1/CD138 Antibody - BSA Free (NBP3-16984) is a polyclonal antibody validated for use in IHC and WB. All Novus Biologicals antibodies are covered by our 100% guarantee.
Host	Rabbit
Gene ID	6382
Gene Symbol	SDC1
Species	Human
Immunogen	This antibody was developed against Recombinant Protein corresponding to amino acids: TSPEPTGLEATAASTSTLPAGEGPKKEGEAVVLPEVEPGLTAREQEATPRPRET TQLPTTHLAS

Product Application Details	
Applications	Western Blot, Immunohistochemistry-Paraffin, Immunohistochemistry
Recommended Dilutions	Western Blot 0.04-0.4 ug/ml, Immunohistochemistry 1:200 - 1:500, Immunohistochemistry-Paraffin 1:200 - 1:500
Application Notes	For IHC-Paraffin, HIER pH 6 retrieval is recommended.

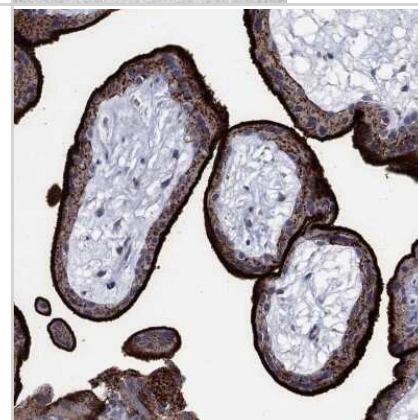


Images

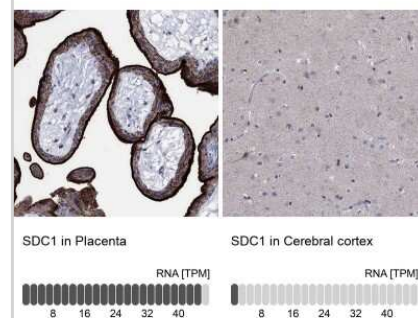
Western Blot: Syndecan-1/CD138 Antibody [NBP3-16984] - Lane 1: Marker [kDa] 250, 130, 95, 72, 55, 36, 28, 17, 10; Lane 2: RT4; Lane 3: U-251 MG; Lane 4: Human Plasma; Lane 5: Liver; Lane 6: Tonsil



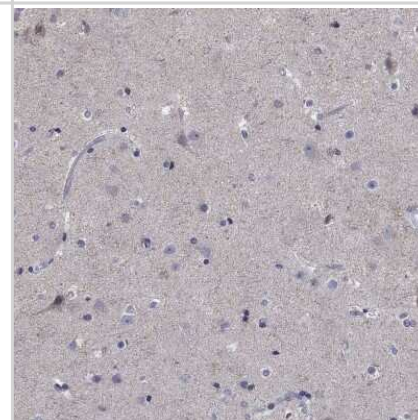
Immunohistochemistry-Paraffin: Syndecan-1/CD138 Antibody [NBP3-16984] - Staining of human placenta shows high expression.



Immunohistochemistry-Paraffin: Syndecan-1/CD138 Antibody [NBP3-16984] - Analysis in human placenta and cerebral cortex tissues using Anti-SDC1 antibody. Corresponding SDC1 RNA-seq data are presented for the same tissues.



Immunohistochemistry-Paraffin: Syndecan-1/CD138 Antibody [NBP3-16984] - Staining of human cerebral cortex shows low expression as expected.





Novus Biologicals USA

10730 E. Briarwood Avenue
Centennial, CO 80112
USA
Phone: 303.730.1950
Toll Free: 1.888.506.6887
Fax: 303.730.1966
nb-customerservice@bio-techne.com

Bio-Techne Canada

21 Canmotor Ave
Toronto, ON M8Z 4E6
Canada
Phone: 905.827.6400
Toll Free: 855.668.8722
Fax: 905.827.6402
canada.inquires@bio-techne.com

Bio-Techne Ltd

19 Barton Lane
Abingdon Science Park
Abingdon, OX14 3NB, United Kingdom
Phone: (44) (0) 1235 529449
Free Phone: 0800 37 34 15
Fax: (44) (0) 1235 533420
info.EMEA@bio-techne.com

General Contact Information

www.novusbio.com
Technical Support: nb-technical@bio-techne.com
Orders: nb-customerservice@bio-techne.com
General: novus@novusbio.com

Products Related to NBP3-16984-100ul

NBP2-33376H	Blue Marker Antibody (6F4-F6) [HRP]
HAF008	Goat anti-Rabbit IgG Secondary Antibody [HRP]
NB7160	Goat anti-Rabbit IgG (H+L) Secondary Antibody [HRP]
NBP2-24891	Rabbit IgG Isotype Control

Limitations

This product is for research use only and is not approved for use in humans or in clinical diagnosis. Primary Antibodies are guaranteed for 1 year from date of receipt.

For more information on our 100% guarantee, please visit www.novusbio.com/guarantee

Earn gift cards/discounts by submitting a review: www.novusbio.com/reviews/submit/NBP3-16984

Earn gift cards/discounts by submitting a publication using this product:
www.novusbio.com/publications

