

Product Datasheet

Calpain 1 Antibody (10E6O5)

NBP3-16687-100ul

Unit Size: 100 ul

Store at -20C. Avoid freeze-thaw cycles.

www.novusbio.com



technical@novusbio.com

Protocols, Publications, Related Products, Reviews, Research Tools and Images at:
www.novusbio.com/NBP3-16687

Updated 9/9/2025 v.20.1

Earn rewards for product reviews and publications.

Submit a publication at www.novusbio.com/publications

Submit a review at www.novusbio.com/reviews/destination/NBP3-16687



NBP3-16687-100ul


Calpain 1 Antibody (10E6O5)

Product Information	
Unit Size	100 ul
Concentration	Please see the vial label for concentration. If unlisted please contact technical services.
Storage	Store at -20C. Avoid freeze-thaw cycles.
Clonality	Monoclonal
Clone	10E6O5
Preservative	0.02% Sodium Azide
Isotype	IgG
Purity	Affinity purified
Buffer	PBS (pH 7.3), 50% glycerol, 0.05% BSA
Product Description	
Description	Novus Biologicals Rabbit Calpain 1 Antibody (10E6O5) (NBP3-16687) is a recombinant monoclonal antibody validated for use in WB and ICC/IF. All Novus Biologicals antibodies are covered by our 100% guarantee.
Host	Rabbit
Gene ID	823
Gene Symbol	CAPN1
Species	Human, Mouse, Rat
Immunogen	A synthetic peptide corresponding to a sequence within amino acids 100-200 of human Calpain 1 (P07384). DGATRTDICQGALGDCWLLAAIASLTLNDTLLHRVVPHGQSFQNGYAGIFHFQL WQFGEWVDVVDDLLPIKDGKLVFVHSAEGNEFWFSALLEKAYAKVNG
Product Application Details	
Applications	Western Blot, Immunocytochemistry/ Immunofluorescence
Recommended Dilutions	Western Blot 1:500 - 1:1000, Immunocytochemistry/ Immunofluorescence 1:50 - 1:200

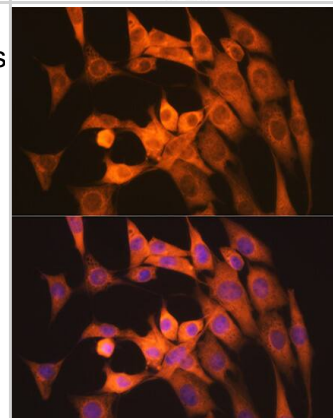


Images

Western Blot: Calpain 1 Antibody (10E6O5) [NBP3-16687] - Analysis of extracts of various cell lines, using Calpain 1 Rabbit mAb (NBP3-16687) at 1:1000 dilution. Secondary antibody: HRP Goat Anti-Rabbit IgG (H+L) at 1:10000 dilution. Lysates/proteins: 25ug per lane. Blocking buffer: 3% nonfat dry milk in TBST. Detection: ECL Basic Kit. Exposure time: 3min.



Immunocytochemistry/ Immunofluorescence: Calpain 1 Antibody (10E6O5) [NBP3-16687] - Immunofluorescence analysis of NIH/3T3 cells using Calpain 1 Rabbit mAb at dilution of 1:100 (40x lens). Blue: DAPI for nuclear staining.



Immunocytochemistry/ Immunofluorescence: Calpain 1 Antibody (10E6O5) [NBP3-16687] - Immunofluorescence analysis of C6 cells using Calpain 1 Rabbit mAb at dilution of 1:100 (40x lens). Blue: DAPI for nuclear staining.



Western Blot: Calpain 1 Antibody (10E6O5) [NBP3-16687] - Western blot analysis of extracts of various cell lines, using Calpain 1 Rabbit mAb at 1:1000 dilution.


Secondary antibody: HRP Goat Anti-Rabbit IgG (H+L) at 1:10000 dilution.

Lysates/proteins: 25ug per lane.

Blocking buffer: 3% nonfat dry milk in TBST.

Detection: ECL Basic Kit .

Exposure time: 3min.





Novus Biologicals USA

10730 E. Briarwood Avenue
Centennial, CO 80112
USA
Phone: 303.730.1950
Toll Free: 1.888.506.6887
Fax: 303.730.1966
nb-customerservice@bio-techne.com

Bio-Techne Canada

21 Canmotor Ave
Toronto, ON M8Z 4E6
Canada
Phone: 905.827.6400
Toll Free: 855.668.8722
Fax: 905.827.6402
canada.inquires@bio-techne.com

Bio-Techne Ltd

19 Barton Lane
Abingdon Science Park
Abingdon, OX14 3NB, United Kingdom
Phone: (44) (0) 1235 529449
Free Phone: 0800 37 34 15
Fax: (44) (0) 1235 533420
info.EMEA@bio-techne.com

General Contact Information

www.novusbio.com
Technical Support: nb-technical@bio-techne.com
Orders: nb-customerservice@bio-techne.com
General: novus@novusbio.com

Products Related to NBP3-16687-100ul

NBP2-33376H	Blue Marker Antibody (6F4-F6) [HRP]
HAF008	Goat anti-Rabbit IgG Secondary Antibody [HRP]
NB7160	Goat anti-Rabbit IgG (H+L) Secondary Antibody [HRP]
NBP2-24891	Rabbit IgG Isotype Control

Limitations

This product is for research use only and is not approved for use in humans or in clinical diagnosis. Primary Antibodies are guaranteed for 1 year from date of receipt.

For more information on our 100% guarantee, please visit www.novusbio.com/guarantee

Earn gift cards/discounts by submitting a review: www.novusbio.com/reviews/submit/NBP3-16687

Earn gift cards/discounts by submitting a publication using this product:
www.novusbio.com/publications

