

# Product Datasheet

**RPSA Antibody (2Q8Q6)**

**NBP3-16624-100ul**

Unit Size: 100 ul

Store at -20C. Avoid freeze-thaw cycles.

[www.novusbio.com](http://www.novusbio.com)



[technical@novusbio.com](mailto:technical@novusbio.com)

Protocols, Publications, Related Products, Reviews, Research Tools and Images at:  
[www.novusbio.com/NBP3-16624](http://www.novusbio.com/NBP3-16624)

Updated 9/9/2025 v.20.1

**Earn rewards for product reviews and publications.**

Submit a publication at [www.novusbio.com/publications](http://www.novusbio.com/publications)

Submit a review at [www.novusbio.com/reviews/destination/NBP3-16624](http://www.novusbio.com/reviews/destination/NBP3-16624)



**NBP3-16624-100ul**

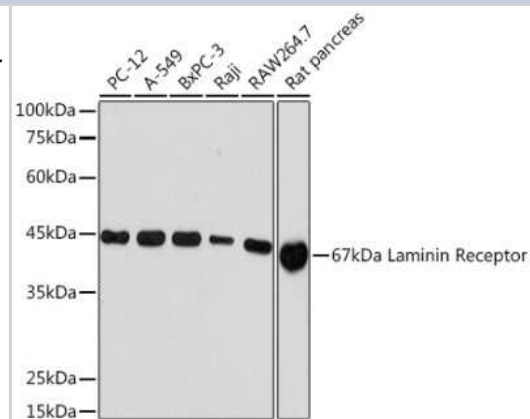
RPSA Antibody (2Q8Q6)

<b>Product Information</b>	
<b>Unit Size</b>	100 ul
<b>Concentration</b>	Please see the vial label for concentration. If unlisted please contact technical services.
<b>Storage</b>	Store at -20C. Avoid freeze-thaw cycles.
<b>Clonality</b>	Monoclonal
<b>Clone</b>	2Q8Q6
<b>Preservative</b>	0.02% Sodium Azide
<b>Isotype</b>	IgG
<b>Purity</b>	Affinity purified
<b>Buffer</b>	PBS (pH 7.3), 50% glycerol, 0.05% BSA
<b>Product Description</b>	
<b>Description</b>	Novus Biologicals Rabbit RPSA Antibody (2Q8Q6) (NBP3-16624) is a recombinant monoclonal antibody validated for use in WB and ICC/IF. All Novus Biologicals antibodies are covered by our 100% guarantee.
<b>Host</b>	Rabbit
<b>Gene ID</b>	3921
<b>Gene Symbol</b>	RPSA
<b>Species</b>	Human, Mouse, Rat
<b>Immunogen</b>	A synthetic peptide corresponding to a sequence within amino acids 196-295 of human Laminin Receptor (P08865). EVMPDLFYRDPEEIEKEEQAAAEKAVTKKEEFQGEWTAPAPEFTATQPEVAD WSEGVQVPSVPIQQFPTEDWSAQPATEDWSAAPTAAQATEWVGATTDWS
<b>Product Application Details</b>	
<b>Applications</b>	Western Blot, Immunocytochemistry/ Immunofluorescence
<b>Recommended Dilutions</b>	Western Blot 1:500 - 1:1000, Immunocytochemistry/ Immunofluorescence 1:50 - 1:200

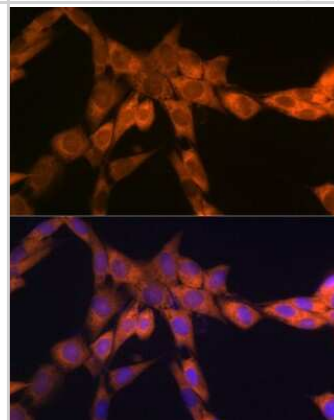


## Images

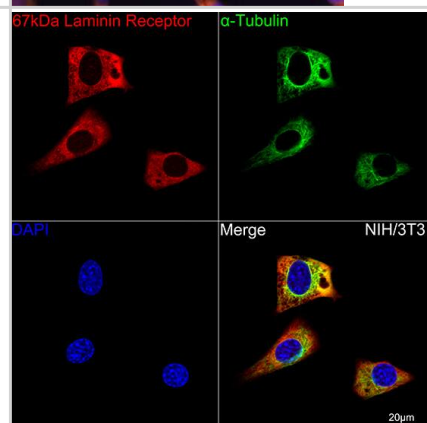
**Western Blot: RPSA Antibody (2Q8Q6) [NBP3-16624]** - Western blot analysis of extracts of various cell lines, using RPSA Rabbit mAb (NBP3-16624) at 1:1000 dilution. Secondary antibody: HRP Goat Anti-Rabbit IgG (H+L) at 1:10000 dilution. Lysates/proteins: 25ug per lane. Blocking buffer: 3% nonfat dry milk in TBST. Detection: ECL Basic Kit. Exposure time: 10s.



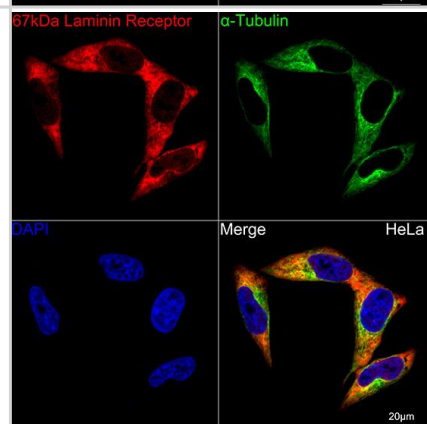
**Immunocytochemistry/Immunofluorescence: RPSA Antibody (2Q8Q6) [NBP3-16624]** - Immunofluorescence analysis of NIH-3T3 cells using RPSA Rabbit mAb (NBP3-16624) at dilution of 1:100 (40x lens). Blue: DAPI for nuclear staining.



**Immunocytochemistry/ Immunofluorescence: RPSA Antibody (2Q8Q6) [NBP3-16624]** - Confocal imaging of NIH/3T3 cells using RPSA Rabbit mAb followed by a further incubation with Cy3 Goat Anti-Rabbit IgG (H+L) . The cells were counterstained with alpha-Tubulin Mouse mAb followed by incubation with ABflo 488-conjugated Goat Anti-Mouse IgG (H+L) Ab (Green). DAPI was used for nuclear staining (Blue). Objective: 100x.



**Immunocytochemistry/ Immunofluorescence: RPSA Antibody (2Q8Q6) [NBP3-16624]** - Confocal imaging of HeLa cells using RPSA Rabbit mAb followed by a further incubation with Cy3 Goat Anti-Rabbit IgG (H+L) . The cells were counterstained with alpha-Tubulin Mouse mAb followed by incubation with ABflo 488-conjugated Goat Anti-Mouse IgG (H+L) Ab (Green). DAPI was used for nuclear staining (Blue). Objective: 100x.





### **Novus Biologicals USA**

10730 E. Briarwood Avenue  
Centennial, CO 80112  
USA  
Phone: 303.730.1950  
Toll Free: 1.888.506.6887  
Fax: 303.730.1966  
nb-customerservice@bio-techne.com

### **Bio-Techne Canada**

21 Canmotor Ave  
Toronto, ON M8Z 4E6  
Canada  
Phone: 905.827.6400  
Toll Free: 855.668.8722  
Fax: 905.827.6402  
canada.inquires@bio-techne.com

### **Bio-Techne Ltd**

19 Barton Lane  
Abingdon Science Park  
Abingdon, OX14 3NB, United Kingdom  
Phone: (44) (0) 1235 529449  
Free Phone: 0800 37 34 15  
Fax: (44) (0) 1235 533420  
info.EMEA@bio-techne.com

### **General Contact Information**

www.novusbio.com  
Technical Support: nb-technical@bio-techne.com  
Orders: nb-customerservice@bio-techne.com  
General: novus@novusbio.com

### **Products Related to NBP3-16624-100ul**

---

NBP2-33376H	Blue Marker Antibody (6F4-F6) [HRP]
HAF008	Goat anti-Rabbit IgG Secondary Antibody [HRP]
NB7160	Goat anti-Rabbit IgG (H+L) Secondary Antibody [HRP]
NBP2-24891	Rabbit IgG Isotype Control

---

### **Limitations**

This product is for research use only and is not approved for use in humans or in clinical diagnosis. Primary Antibodies are guaranteed for 1 year from date of receipt.

For more information on our 100% guarantee, please visit [www.novusbio.com/guarantee](http://www.novusbio.com/guarantee)

Earn gift cards/discounts by submitting a review: [www.novusbio.com/reviews/submit/NBP3-16624](http://www.novusbio.com/reviews/submit/NBP3-16624)

Earn gift cards/discounts by submitting a publication using this product:  
[www.novusbio.com/publications](http://www.novusbio.com/publications)

