

Product Datasheet

JunD Antibody (5L7Y3) NBP3-16600-100ul

Unit Size: 100 ul

Store at -20C. Avoid freeze-thaw cycles.

www.novusbio.com



technical@novusbio.com

Protocols, Publications, Related Products, Reviews, Research Tools and Images at:
www.novusbio.com/NBP3-16600

Updated 9/9/2025 v.20.1

Earn rewards for product
reviews and publications.

Submit a publication at www.novusbio.com/publications

Submit a review at www.novusbio.com/reviews/destination/NBP3-16600



NBP3-16600-100ul

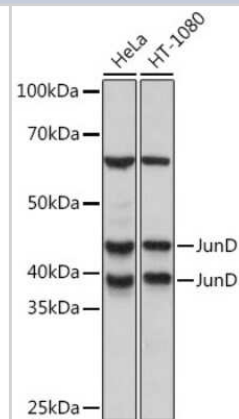
JunD Antibody (5L7Y3)

Product Information	
Unit Size	100 ul
Concentration	Please see the vial label for concentration. If unlisted please contact technical services.
Storage	Store at -20C. Avoid freeze-thaw cycles.
Clonality	Monoclonal
Clone	5L7Y3
Preservative	0.02% Sodium Azide
Isotype	IgG
Purity	Affinity purified
Buffer	PBS (pH 7.3), 50% glycerol, 0.05% BSA
Product Description	
Description	Novus Biologicals Rabbit JunD Antibody (5L7Y3) (NBP3-16600) is a recombinant monoclonal antibody validated for use in WB, IP and CHIP. All Novus Biologicals antibodies are covered by our 100% guarantee.
Host	Rabbit
Gene ID	3727
Gene Symbol	JUND
Species	Human, Mouse, Rat
Immunogen	A synthetic peptide corresponding to a sequence within amino acids 100-200 of human JunD (P17535). SPELERLIQSNGLVTTTPTSSQFLYPKVAASEEQEFAEGFVKALEDLHKQNQL GAGAAAAAAAAAAGGPGSGTATGSAPPGELAPAAAAPEAPVYANLSSY
Product Application Details	
Applications	Western Blot, Immunoprecipitation, Chromatin Immunoprecipitation (ChIP)
Recommended Dilutions	Western Blot 1:500 - 1:2000, Immunoprecipitation 1:500 - 1:1000, Chromatin Immunoprecipitation (ChIP) 1:500 - 1:1000

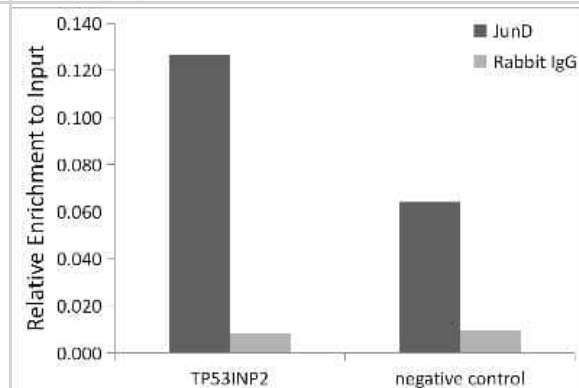


Images

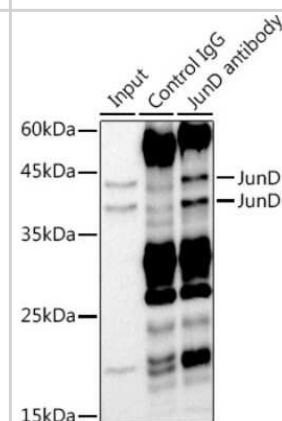
Western Blot: JunD Antibody (5L7Y3) [NBP3-16600] - Western blot analysis of extracts of various cell lines, using JunD Rabbit mAb (NBP3-16600) at 1:1000 dilution. Secondary antibody: HRP Goat Anti-Rabbit IgG (H+L) at 1:10000 dilution. Lysates/proteins: 25ug per lane. Blocking buffer: 3% nonfat dry milk in TBST. Detection: ECL Basic Kit. Exposure time: 3s.



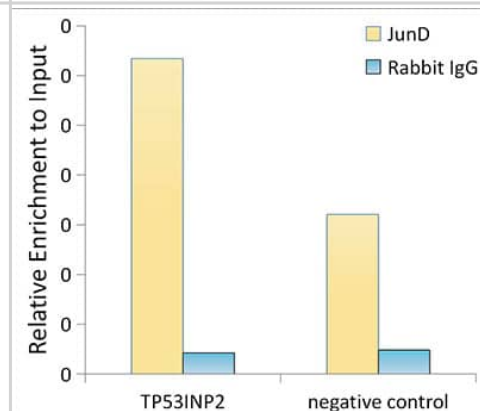
Chromatin Immunoprecipitation: JunD Antibody (5L7Y3) [NBP3-16600] - Chromatin immunoprecipitation analysis of extracts of HepG2 cells, using JunD antibody (NBP3-16600) and rabbit IgG. The amount of immunoprecipitated DNA was checked by quantitative PCR. Histogram was constructed by the ratios of the immunoprecipitated DNA to the input.



Immunoprecipitation: JunD Antibody (5L7Y3) [NBP3-16600] - Immunoprecipitation analysis of 300ug extracts of HeLa cells using 3ug JunD antibody (NBP3-16600). Western blot was performed from the immunoprecipitate using JunD antibody (NBP3-16600) at a dilution of 1:1000.



Chromatin Immunoprecipitation: JunD Antibody (5L7Y3) [NBP3-16600] - Chromatin immunoprecipitation analysis of extracts of HepG2 cells, using JunD antibody and rabbit IgG. The amount of immunoprecipitated DNA was checked by quantitative PCR. Histogram was constructed by the ratios of the immunoprecipitated DNA to the input.





Novus Biologicals USA

10730 E. Briarwood Avenue
Centennial, CO 80112
USA
Phone: 303.730.1950
Toll Free: 1.888.506.6887
Fax: 303.730.1966
nb-customerservice@bio-techne.com

Bio-Techne Canada

21 Canmotor Ave
Toronto, ON M8Z 4E6
Canada
Phone: 905.827.6400
Toll Free: 855.668.8722
Fax: 905.827.6402
canada.inquires@bio-techne.com

Bio-Techne Ltd

19 Barton Lane
Abingdon Science Park
Abingdon, OX14 3NB, United Kingdom
Phone: (44) (0) 1235 529449
Free Phone: 0800 37 34 15
Fax: (44) (0) 1235 533420
info.EMEA@bio-techne.com

General Contact Information

www.novusbio.com
Technical Support: nb-technical@bio-techne.com
Orders: nb-customerservice@bio-techne.com
General: novus@novusbio.com

Products Related to NBP3-16600-100ul

NBP2-33376H	Blue Marker Antibody (6F4-F6) [HRP]
HAF008	Goat anti-Rabbit IgG Secondary Antibody [HRP]
NB7160	Goat anti-Rabbit IgG (H+L) Secondary Antibody [HRP]
NBP2-24891	Rabbit IgG Isotype Control

Limitations

This product is for research use only and is not approved for use in humans or in clinical diagnosis. Primary Antibodies are guaranteed for 1 year from date of receipt.

For more information on our 100% guarantee, please visit www.novusbio.com/guarantee

Earn gift cards/discounts by submitting a review: www.novusbio.com/reviews/submit/NBP3-16600

Earn gift cards/discounts by submitting a publication using this product:
www.novusbio.com/publications

